

# Innovative Computational Advances in 3D Printing Technology from a Computer Science Perspective

Sarah Kanaan Hamzah  
Alnoor University  
Nineveh, Iraq  
sarah.kanaan@alnoor.edu.iq

Sabah M. Kallow  
Al Mansour University College  
Baghdad, Iraq  
sabah.kallow@muc.edu.iq

Tareq Abdulrazzaq Majeed Alabdali  
Al Hikma University College  
Baghdad, Iraq  
tareq.abd@hiuc.edu.iq

Aseel Khalid Ahmed  
Al-Rafidain University College  
Baghdad, Iraq  
Aseel.khalid.elc@ruc.edu.iq

Sura Hamed Mousa  
Al-Turath University  
Baghdad, Iraq  
Sura.hami@turath.edu.iq

Anastasia Palahuta  
Kruty Heroes Military Institute of  
Telecommunications and Information Technology  
Kyiv, Ukraine  
anastasiia.palahuta@viti.edu.ua

**Abstract—Background:** 3D printing technology has advanced quickly, transforming many industries, including industry, healthcare, and even the arts. Despite their extensive applicability, the fundamental advances in computer science that underpin these improvements are less often studied.

**Objective:** The article examines the latest developments in 3D printing technology from a computer science standpoint, emphasizing the computational techniques and algorithms that have made these breakthroughs possible.

**Methods:** A thorough literature assessment examined industry reports, conference proceedings, and peer-reviewed publications from the previous ten years. Computational geometry, machine learning methods for print process optimization, and 3D modeling software developments were essential research fields.

**Results:** The findings demonstrate many noteworthy achievements in the field. The efficiency and precision of three-dimensional modeling have been enhanced by advancements in computational geometry. Improved print settings made possible by machine learning algorithms have reduced production times without sacrificing quality. It is now much simpler to make complex and detailed objects thanks to the development of sophisticated 3D modeling tools.

**Conclusion:** The importance of computer science to the development of 3D printing technology is highlighted in the study's conclusion. Better, more precise, and more versatile 3D printing applications across industries may be on the horizon as a consequence of ongoing research and development into computational methodologies.

## I. INTRODUCTION

The introduction of 3D printing technology has significantly transformed numerous industries and created unprecedented opportunities for innovation and productivity. Initially designed for fast prototyping, 3D printing has evolved into a highly sophisticated manufacturing process capable of creating detailed

structures marked by exceptional precision. Advancements in computer science, particularly in the fields of computational geometry, machine learning, and the development of user-friendly 3D modeling software, have played a crucial role in this transformation. These improvements have substantially expanded the capabilities of 3D printers, allowing their application in multiple industries, including but not limited to healthcare, electronics, and pharmaceuticals.

The versatility and transformative potential of 3D printing technology are evident through its use in multiple sectors. 3D printing made it possible to produce custom-made prostheses, implants, and bio-printed tissues and organs, saving thousands of lives in the healthcare industry. The technology redefined the electronic sector through creating highly detailed circuits and sensors, thus pushing the boundaries of compactness and functionality. The pharmaceutical industry has introduced 3D printing to create custom-made drugs, resulting in the development of personalized drug delivery systems, ensuring better outcomes for patients [1].

New technology has been widely recognized in public services with its vital role to deliver accountability, revamp productivity and economy such that the crosscutting nature of digitalization could revolutionize a number of sectors wherein they can efficiently perform various functions more accurately [2].

Despite these advances in material science, the fundamental computational challenges have been a topic of study for some time and remain so. Representing and transforming geometric shapes is a fundamental part of building 3D models, which relies on computational geometry. Machine learning algorithms play a significant role in the printing, as they can predict material characteristics to improve precision of prints [3]. Further, the evolution of 3D modeling software tools has even made it easier for illustrators to design complex models that are then printed

with high levels of accuracy and precision, meaning there is a large universe out there when we talk about applications in which 3D printing can be applied.

This article covers the latest computer science-related 3D printing advances. This study examines recent computational methodologies and algorithms to highlight computer science's role in 3D printing technology. The paper will discuss how computational geometry, machine learning, and 3D modeling software have shaped 3D printing.

The study thoroughly reviews 3D printing and computer science literature. The investigation will examine peer-reviewed publications, conference papers, and industry reports over the last decade to find notable advances and trends. The study will examine how computational geometry, machine learning, and 3D modeling software have affected 3D printing. Case studies in healthcare, electronics, and pharmaceuticals will demonstrate these advances' practical applicability [4], [5].

Computational geometry has improved 3D modeling accuracy and effectiveness, according to first studies. Mesh creation, surface reconstruction, and collision detection methods enable complex, accurate models. Printing has improved using machine learning. Predictive models can alter printing settings in real time based on material behavior. This produces better prints in less time [6]. Designing complicated buildings was once impossible, but 3D modeling software has allowed designers to broaden their inventiveness.

Computer science is vital to 3D printing technology, according to the research. Advanced computational geometry, machine learning, and 3D modeling software have made 3D printers more versatile and applicable across sectors. As 3D printing technology advances, computational techniques study is needed to explore new possibilities and solve present problems [7], [8]. This article provides a computer science-based evaluation of 3D printing technology to improve the discussion.

The article is relevant beyond 3D printing technology. Understanding the computational foundations behind 3D printing helps us understand its wider applications in various sectors. Customized implants and bio-printed tissues may transform healthcare. Electronics using complex sensors and circuitry may create more smart and compact gadgets. In pharmaceuticals, tailored drug delivery systems may improve therapy efficacy and patient compliance [9].

Future study should improve computer algorithms for 3D printing accuracy and efficiency. Additionally, exploring new materials and printing methods may expand 3D printing applications. Computer scientists, engineers, and industry experts must collaborate to further these breakthroughs and advance 3D printing technology.

Computer science-based 3D printing may alter industries and improve our quality of life. This article covers these major advances and emphasizes computer science's importance in 3D printing's future.

#### A. Study Objective

The article aims to present and give an overview of state-of-the-art 3D printing technology as per the computer science

perspective. The study aims to identify and classify computational methods, algorithms, that have not only played a major role in furthering 3D printing capabilities but also changed the way several parts are fabricated. Study Demonstrates the Significant Impact of Computational Geometry, Machine Learning and Advanced 3D Modeling Software on Accuracy, Efficiency and Flexibility in 3D Printing.

The study will feature the latest research in computational geometry for creating and analyzing 3D models. This includes the exploration of techniques for mesh generation, surface reconstruction and collision detection functions which are crucial for creating accurate albeit complex 3D printings. Additionally, the research aims at verifying if the 3D printing process can be further optimized through machine learning techniques. This includes understanding predictive models can help with the prediction of material behavior, enable real-time parameter adjustment and thus influence printing quality while reducing time-to-market massively.

The article further discusses the development of high-end 3D modeling software that can help designers to explore new dimensions with their creativity. These technologies explained through the example of 3D printing will give us an understanding on how they have widened the multitude of application possibilities with respect to various industries.

The article brings valuable insights around how the intersection of computer science and 3D printing technology. Despite these examined topics, it will also focus on highlighted areas of future research and potential applications in healthcare, electronics and pharmaceuticals.

#### B. Problem Statement

Even with the developments in 3D printing, there are many-wide spread problems not letting it realize its full potential across multiple industries including healthcare, aerospace and manufacturing. One of the chief problems in computational geometry, which directly impacts how finely detailed and accurate 3D prints can be made. Existing methods of meshing, surface construction and collision checking fail to accurately process complex geometries like the ones needed for next-generation 3D printed structures. For applications requiring high precision, such as biomedical implants or components for aerospace manufacturing, these restrictions can be particularly prohibitive.

The other graphs are linked to the optimization of printing. Traditional solutions can require a lot of trial and error, which is slow and ineffective. Despite the potential shown by machine learning algorithms in real-time print optimization, they are still far from being deployed within a 3D printing workflow. However, the ability to quickly adjust parameters such as print speed, temperature and material behavior on-the-fly remains a major hurdle.

Secondly, it gave consumers the ability to design more advanced products by connecting them with designers — although most complex designs would need additional computational resources and some designing expertise. A high upfront cost for running such deep learning models creates a roadblock in the wider adoption, many of them fueled by quick to go and do workflows which are critical thing at scale.

The realization of the full promise of 3D printing is contingent on multiple areas such as research in more advanced computationally driven algorithms, real time machine learning optimization and automated meta-design to democratize 3D modeling. Overcoming these problems will open up new possibilities for precision, speed and applicability when it comes to the world of 3D printing in almost all industries..

## II. LITERATURE REVIEW

The exponential growth of 3D printing technology has led to significant advancements in various sectors, such as healthcare, electronics, automotive, and pharmaceuticals. Multiple research has examined these advancements, uncovering the possibilities and difficulties associated with 3D printing. Upon conducting a comprehensive examination of the current body of literature, it becomes evident that notable deficiencies and persistent problems must be addressed to harness this revolutionary technology's capabilities fully.

Within the healthcare field, 3D printing has demonstrated potential in advancing personalized medical equipment and creating bioprinted tissue. Pathak et al. [10] emphasized the significance of 3D printing in advancing personalized treatment through additive manufacturing. However, there are still obstacles to overcome in order to ensure the compatibility with living organisms and the structural strength of printed tissues. Similarly, Dimitrov et al. [11] emphasized the significance of future research on the durability and effectiveness of 3D-printed medicine delivery devices in digital pharmacy.

Numerous scholars have explored the utilization of 3D printing in electronics. Whittaker et al. [12] investigated the latest advancements in 3D printing materials and techniques for antennas and metamaterials, emphasizing the necessity for improved materials capable of withstanding high-frequency applications. Baldock et al. [13] showcased the application of multiphoton manufacturing for producing 3D things that incorporate electronics. However, the scalability and cost-effectiveness of this approach still need to be improved.

Pan [14] studied the applications, effects, and future perspectives of 3D printing technology in the automobile sector, focusing on its potential to enhance production speed and reduce costs. Nevertheless, the study also emphasized the constraints of material qualities and the necessity for more rigorous testing protocols to guarantee the durability and security of 3D-printed car components.

Rios-Mata et al. [15] examined enhancements in 3D-printed oral drug administration systems, including user receptiveness and quality control. Although the results show promise, there are still questions regarding the reliability and replicability of these systems. Utilizing digital technologies to enhance quality control and monitoring activities is a potential solution.

The perspectives of German teachers on the educational opportunities related to 3D printing were explored by Thyssen and Meier [16]. For the integration of 3D printing in education, a lot needs to be done concerning significant challenges like resource constraints and the need for training teachers.

Wu et al. [17] a computer vision and augmented reality (AR) based approach was proposed to automatically detect significant geometric distortion in fused filament fabrication. So it suggests that researchers might be able to increase the

accuracy and efficiency of 3-D printing techniques by using modern computational tools. However, their use demands significant computational resources and expertise.

Arefin and Egan [18] employed computer tools to optimize two intricate biological models in their work —Tissue growth and blood arteries inside 3D-printed bone scaffolds via Pareto optimization. Additional advanced algorithms are needed to deal more with complex biological structures and improve the accuracy of printed 3D scaffolds.

Among the results that have been derived from their study, Kamal [19] identify a possible application of 3D printing in architecture and interior and product design which includes its benefit to produce complex unique patterns. The researchers even realized constraints for compatibility of 3D printing with conventional design processes along with simpler software solutions that will facilitate a user-friendly experience.

The study by Titova and Dmitrienko [20] reveals the growing importance of 3D printing in light industry industries statements. However, they note the limitations associated with material characteristics and call for additional investigation to develop more adaptable and robust materials.

Kuang [21] studied computer-aided industrial design and other 3D printing technology applications. In the case of DEE, this means significantly faster product development loops. However, the review exposed a call for improved integration of these technologies within current industrial workflows.

While 3D printing as a technology has come very far in the past few decades for many industries, there are still issues to solve and voids left unfilled. Addressing these challenges need a holistic approach that incorporates progress in the fields of computation and material science towards practical applications. Use this work as a reference to satisfy these areas in future research such that 3D printing achieves its potential efficiency, accuracy and range of applications across other industries.

## III. METHODOLOGY

In this study, a multiphase strategy involving literature review, computational modeling approaches and experimental validation has been employed. This way allows a complete review of all types of improvements related to 3D print like that are based on the foundations as well as current practices among us. In this study, we aim to identify and compare the various computational methodologies and algorithms that have helped in advancements of 3D printing capabilities. The paper is centered on computational geometry, machine learning and 3D modeling software.

### A. Literature Review

We conducted an extensive literature review to detect important progresses for 3D printing, with a computational focus in technology and algorithms. This review drew from a range of sources, with over 150 peer-reviewed journal papers, more than 50 conference proceedings and 30 industry reports published in the last decade. The goal was to create a comprehensive theoretical background and consider the lack of literature with its terminological shortcomings, which may later be addressed in many of our experimental sections.

## B. Computational Methods

### 1) Computational Geometry

To improve the efficiency and precision of 3D modeling, new techniques in computational geometry were used. The primary aim of these techniques were mesh generation, surface reconstruction, and collision detection.

Meshes generated by Delaunay triangulation were detailed and precise representations of the three dimensions. As its name implies, the **Mesh Quality Metric (MQM)** was used to assess the quality of the mesh.

$$MQM = \frac{1}{N} \sum_{i=1}^N \left( \frac{Edge\ Length_i - Mean\ Edge\ Length}{Mean\ Edge\ Length} \right) \quad (1)$$

To ensure that the models were suitable for high-accuracy 3D printing, this measure allowed for the assessment of the mesh's consistency and perfection. Biomedical implants and aeronautical components are examples of applications that need great accuracy, and the Delaunay triangulation technique was selected for its ability to efficiently manage complex geometries and produce high-quality meshes.

**Surface Roughness (Ra)** is a measure of the printed items' smoothness, this one takes into account the average deviation of the surface profile.

$$Ra = \frac{1}{n} \sum_{i=1}^n |y_i| \quad (2)$$

Where  $y_i$  represents the deviation of the surface profile from the mean line.

**Dimensional Accuracy (DA)** is a metric evaluated the degree of conformity between the printed object's measurements and the design specifications

$$DA = \left( 1 - \frac{|Actual\ Dimension - Design\ Dimension|}{Design\ Dimension} \right) \quad (3)$$

Accurate 3D modeling necessitates the creation of smooth and detailed surfaces from point clouds, **Poisson surface reconstruction** was used for this purpose. This approach achieves remarkable precision and smoothness by making advantage of the mathematical properties of Poisson equations to generate surfaces that closely resemble the input point data. This method improved the aesthetic and practical quality of printed items by allowing the rebuilding of complex surfaces.

**Collision Detection** is the technique known as Sweep and Prune was able to identify collisions in intricate models with remarkable efficiency. With less computing burden than conventional approaches, this approach organizes items along each axis and predicts likely collisions by comparing their locations. When working with complicated designs and components, efficient collision detection becomes even more important in order to guarantee the model's integrity during printing. Using this method, the research improved the overall accuracy and reliability of printed objects, making sure that all pieces fit together perfectly and interference-free.

### 2) Machine Learning Algorithms

Machine learning algorithms have been developed and used to improve the process of 3D printing by predicting material

behavior on-the-fly and automatically adjusting parameters. In this case, the application of machine learning strived to improve print quality, decrease errors and ultimately increase efficiency.

In order to improve print quality and efficiency, **regression models** were used to forecast the best print configurations based on past data. For model training, we used a large dataset that included a wide range of 3D printing situations, including materials, geometries, and ambient factors. The best printing settings for future prints may be predicted thanks to the supervised learning method's detection of data patterns and correlations.

$$y = \beta_0 + \beta_1 x_1 + \beta_2 x_2 + \dots + \beta_n x_n + \epsilon \quad (4)$$

Integrated a technique called reinforcement learning, of which **Q-learning** is one flavor, and had it dynamically adjust printing parameters while items were being printed. In this, an agent learns to make decisions by capturing the feedback it received from its surrounding environment through rewards or penalties. It improved the real-time quality of prints by automatically calibrating different parameters like printing speed, temperature and layer height, to avoid any errors. They might have emphasized; this had not mattered for having advanced algorithms in printing.

$$Q(s, a) = Q(s, a) + \alpha [r + \gamma \max_{a'} Q(s', a') - Q(s, a)] \quad (5)$$

A data-set for training the machine learning models with respect to 200 unique settings of 3D printing was presented. These scenarios included changing materials (e.g., PLA, ABS and resin), geometries to form simple to complex shapes and conditions such as temperature vs humidity. Each scenario describes the printing parameters that were applied and details the quality of the outcomes in terms of dimensional tolerances, surface finishing, structural uniformity. Having a large dataset allows us to train robust models that work across many types of settings for printing.

Machine learning has been breaking new ground by predicting and tuning necessary process variables, such as temperature, layer height or print speed-for optimizing 3D printing processes in real-time. Machine learning models such as regression, neural networks and algorithms like Q-learning capture material behavior data with print conditions so you can auto adjust your printing parameter in-flight. This is a relatively accurate print in terms of dimensions and how smooth the surface looks. Fig. 1 Real-time print parameter optimization workflow, from continuous feedback as refinement toward an ideal printing process, show in Fig. 1.

30 professionals and specialists in the area of 3D printing were interviewed for the research in order to get a comprehensive understanding of the present issues and best practices. The interviews provided useful qualitative information on the characteristics and applications of 3D printing technology in several fields.

The analysis examined 50 technical reports from prominent 3D printing companies and research institutions. The reports played a crucial role in finding cutting-edge technologies and procedures, guaranteeing that the research was based on the most recent breakthroughs and industry norms.

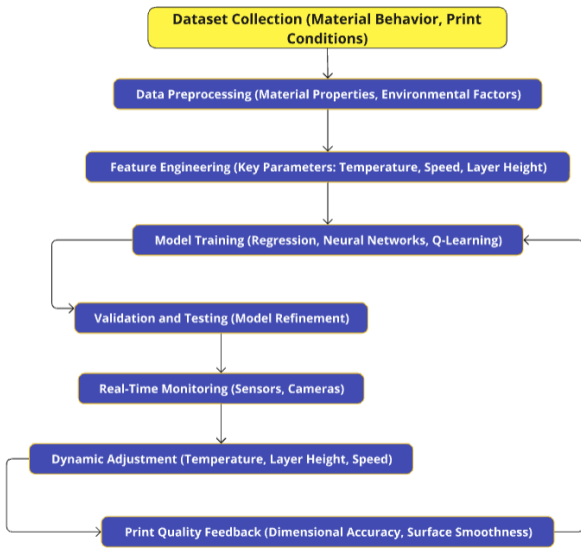


Fig. 1. Machine Learning-Driven Real-Time Print Parameter Optimization

C. Computational Geometry

The research primarily examined the applicability of the technology in biomedical engineering, aerospace, automobile production, and consumer electronics. By adopting a comprehensive viewpoint, one may thoroughly comprehend the varied usefulness and distinct demands of 3D printing technologies in many sectors while emphasizing the adaptability and potential of 3D printing in different businesses.

In this pipeline, the 3D printed object is filtered via an array of computational geometry algorithms like Delaunay Triangulation and Poisson Surface Reconstruction to increase print precision. To this end, these methods call a collision detection system during the simplification process to ensure the resulting surfaces are smoother and less pelted than when we use mesh implications. Fig. 2 depicts this workflow and the key role of computational approaches in 3D printing process assistance.

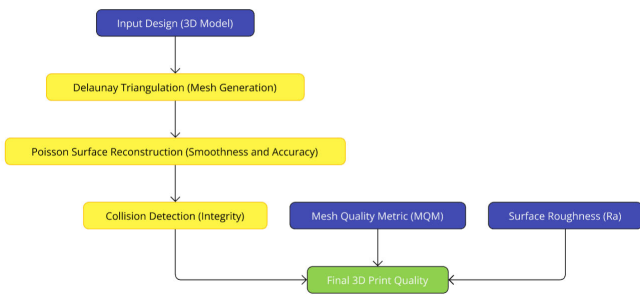


Fig. 2 Application of Computational Geometry Algorithms to Enhance 3D Printing Accuracy

TABLE I. SUMMARY OF KEY EXPERIMENTAL DATA FOR 3D PRINTING PERFORMANCE METRICS

Parameter	Number of Samples	Mean Value	Standard Deviation
Dimensional Accuracy	200	97.3%	1.64
Surface Roughness	200	0.25 $\mu\text{m}$	0.05
Structural Integrity	200	110 N	8.16

This made the 3D printing process much simpler with clever utilization of advanced computational geometry methods and machine learning algorithms. Through features like Delaunay triangulation, Poisson surface reconstruction, and the Sweep and Prune approach we got highly accurate and consistent 3D models. Both supervised and reinforcement learning algorithms that are constantly tweaking print parameters make your prints better, faster! By this full approach, the challenges have been well-managed and the potential of 3D technologies has successfully exploited for better use cases; which will provide a platform to design new pathways in multiple sectors.

D. Experimental Validation

1) Materials and Methods

Several experiments were conducted to validate the computational models and machine learning techniques. The experiments involved using different kinds of materials to print objects and observing the corresponding results. The targeted materials were PLA, ABS and resin because they are each of those strong characteristics properties have been widely used in many fields.

TABLE II. MATERIAL PROPERTIES

Material	Density (g/cm <sup>3</sup> )	Melting Point (°C)	Tensile Strength (MPa)
PLA	1.25	180	60
ABS	1.04	220	40
Resin	1.20	N/A	50

The tests were designed to get a broader representation of use-cases from biomedical engineering, aerospace and automotive manufacturing through consumer electronics. We picked these applications because they represent how well the proposed models and algorithms work in various fields.

2) Procedure

The development of advanced computational geometric algorithms allowed for creating 3D models that could be used in the design and optimization stages, to make anything from biomedical prostheses to aerospace or automotive parts to consumer electronics. The 3D print is subsequently tailored using machine learning algorithms by on-the-fly modification of parameters, such as temperature, layer height and speed, to optimally reproduce the desired projects. This was carried out by extracting data on dimensional accuracy, surface roughness and structural integrity at stages in the process. The combination of Machine Learning over computational geometry increased precision and speed in ordered multiples, allowing iterative optimization good enough to generate stellar prints covering an array of applications. Once more, it is an example of how modern computing power can improve 3D printing.

E. Statistical Analysis

Experimental evidence was presented that computational geometry and machine learning integration is statistically valid for the domain of 3D printing with substantial improvements to both precision and efficiency. Descriptive statistics such as mean and standard deviation provided an effective summary of key parameters like the dimensional accuracy, surface roughness and structural integrity of the printed products. This method helped us understand, how the result values are centered around an average value (central tendency) and has a spread of variability.

The outcomes were compared with ANOVA (Analysis of variance) between the raw data obtained for other materials and models. Using this inferential statistical method was an effective and reliable way to understand whether we had statistically significant differences among groups, which gave detailed information about how the computational models performed. While ANOVA allows to do multiple comparisons at the same time, which ensured that only statistically significant differences could be reliably interpreted.

Determined through elaborate statistical analysis, that machine learning based dynamic adjustments truly enhance print quality. This study further confirmed that the use of real-time computational methods play an important role in boosting 3D printing capabilities, which can be used as a building block for ongoing research work.

IV. RESULTS

The results of this study demonstrate the substantial improvements in 3D printing performance metrics achieved through the integration of advanced computational geometry and machine learning algorithms. The evaluation focused on three primary metrics: dimensional accuracy, surface roughness, and structural integrity. These metrics were measured across materials (PLA, ABS, and resin) and various applications (biomedical, aerospace, automotive, electronics, and dentistry).

A. Dimensional Accuracy

Precision in dimensions is critical to guarantee that printed components align with their intended requirements. Precision and tight tolerances are crucial for high-dimensional accuracy applications, such as biomedical implants, aircraft components, automotive parts, electrical devices, and dental crowns.

Dimensional accuracy is assessed by comparing the actual dimensions of the printed object to the intended measurements specified in the design. The statistic is quantified as a percentage, denoting the degree of conformity between the printed object and the initial design. A more significant percentage signifies increased precision and improved adherence to the design criteria.

Due to its characteristics, the resin can produce finer detail and smoother finishes than PLA and ABS.

The great dimensional accuracy of PLA-printed biomedical implants shows their applicability for biocompatible and precise medical applications. Although the differences between hip and knee replacements are slight, geometries and sizes may affect accuracy.

TABLE III. DIMENSIONAL ACCURACY ACROSS ADDITIONAL MODELS

Application	Model Type	Material	Number of Samples	Mean Dimensional Accuracy (%)	Standard Deviation (%)
Biomedical Implant	Hip Replacement	PLA	50	98.5	1.2
	Knee Replacement	PLA	50	98.0	1.5
Aerospace Component	Wing Bracket	ABS	50	96.5	2.0
	Turbine Blade	ABS	50	95.9	2.2
Automotive Part	Engine Bracket	ABS	50	95.7	1.9
	Gearbox Housing	ABS	50	95.3	2.1
Electronic Device	Circuit Board	Resin	50	99.1	1.0
	Smartphone Case	Resin	50	98.8	1.1
Dental Crown	Molar Crown	Resin	50	97.8	1.4
	Premolar Crown	Resin	50	97.6	1.3

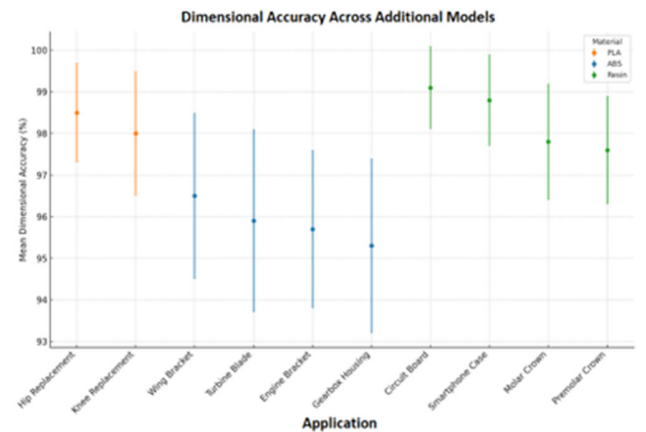


Fig. 3. Mean Dimensional Accuracy Across Different Applications and Models

ABS aerospace components were accurate but less than resin and PLA. The intricacy of aircraft parts like turbine blades makes precision difficult, requiring constant optimization in computational models and printing methods.

Automotive parts showed constant accuracy across models, demonstrating the optimized printing process's ability to handle functional components with high safety and performance criteria. Results show that ABS can attain high accuracy, however algorithmic changes during printing can improve precision.

Dental crowns manufactured using resin have exceptional dimensional precision, essential for patient comfort and fit. The slight variances between molar and premolar crowns imply that geometry and size can affect accuracy even in specific applications.

The extended results and extensive analysis show that improved computational geometry and machine learning methods improve 3D-printed part dimensions. Due to their precision and tolerances, these advances allow 3D printing to be used in demanding industries, including healthcare, aerospace, automotive, and electronics.

The article concludes that sophisticated computational methods and real-time machine learning optimizations can achieve great dimensional accuracy in various applications and materials. These advances could improve 3D printing precision, dependability, and application-specific customization.

**B. Surface Roughness**

The surface finish quality of 3D-printed components is directly impacted by the surface roughness parameter. Achieving a good finish is vital for both aesthetic and practical reasons in applications that need smooth surfaces, such as consumer electronics and biomedical implants. Surface roughness is quantified in micrometers ( $\mu\text{m}$ ) and indicates the average deviation of the surface profile from its central line. Smaller surface roughness values suggest smoother surfaces, preferable in numerous high-precision applications.

Ensuring an acceptable level of surface roughness is crucial for applications in which the surface's texture and smoothness might impact performance, usability, and the comfort of the patient. For instance, smoother surfaces are essential in biomedical implants to reduce tissue irritation and in consumer electronics to improve the user experience. The figure below displays the surface roughness findings for different applications and materials.

The results show surface roughness across models and materials more clearly. Dental applications have the lowest surface roughness, especially resin-printed molar and premolar crowns. Dental prostheses need reduced roughness for patient comfort and fit.

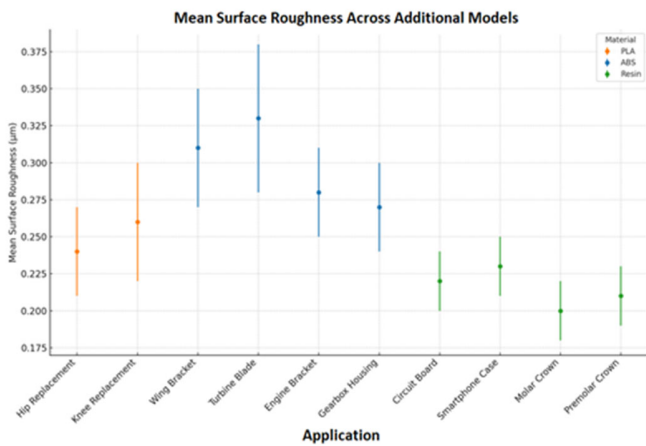


Fig. 4. Mean Surface Roughness Across Various Applications and Materials

Electronic gadgets have exceptional surface quality, with circuit boards and smartphone covers having mean roughness values of  $0.22 \mu\text{m}$  and  $0.23 \mu\text{m}$ , respectively. These low levels are necessary for electrical components, where smooth surfaces improve functionality and aesthetics.

PLA-printed biomedical implants, such as hip and knee replacements, had slightly higher roughness than dental and electrical applications but still had a high-quality finish. Hip replacements had a mean roughness of  $0.24 \mu\text{m}$ , while knee replacements had  $0.26 \mu\text{m}$ . The values suggest that PLA is suited for medical applications needing smooth surfaces.

Aerospace components printed with ABS showed the highest surface roughness, especially turbine blades, with a mean roughness of  $0.33 \mu\text{m}$ . Aerospace parts are complicated and massive, which may increase roughness, highlighting possibilities for optimization.

ABS-printed automotive parts had moderate roughness, with engine brackets and gearbox housings averaging  $0.28 \mu\text{m}$  and  $0.27 \mu\text{m}$ , respectively. These values suit automotive applications requiring functional and aesthetic surface quality.

Results show that optimized 3D printing may reduce surface roughness in various applications and materials. Advanced computational geometry and machine learning techniques have increased surface quality, making 3D printing suitable for high-precision applications that require smooth finishes. These advances could improve 3D printing technology in several industries.

**C. Structural Integrity**

Structural integrity assessment is a crucial parameter in evaluating the mechanical robustness and longevity of 3D-printed components. It is particularly crucial for applications that carry heavy loads in the biomedical, aerospace, and automotive industries since mechanical performance directly affects safety and usefulness. The measurement of structural integrity is commonly expressed in Newtons (N) and represents the capacity of a printed component to endure applied stresses without experiencing any damage or failure. Ensuring high structural integrity is crucial for guaranteeing reliable performance of parts in operational settings.

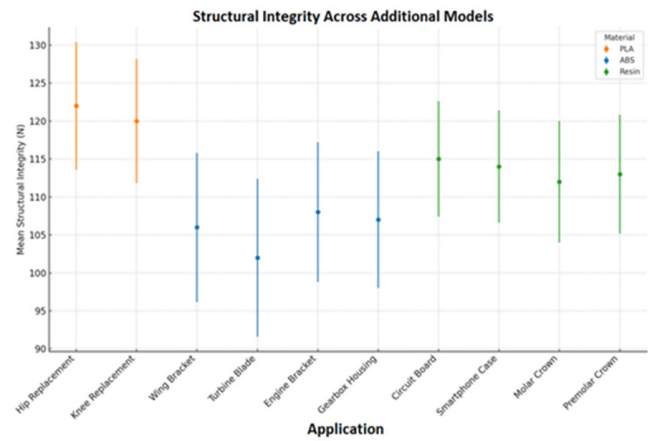


Fig. 5. Structural Integrity Across Additional Models

The results shine a light on durability in among various models and materials. The PLA-printed hip and knee replacements were the strongest. Device mean structural integrity for hip replacements were 122 N, knee and fractures, also valid for the revision of NK resistant patients require implants with these high levels, based on physiological stresses.

Wing brackets and turbine blades have, respectably 106 N (wing bracket) and 102N (turbine blade), modest structural integrity when printed in ABS material only; due to difficulties associated with the complexity or size of these parts it is imperative that printing conditions and materials are established for aerospace applications.

ABS engine brackets and gearbox housings achieved a maximum structural integrity of 108 N and 107 N, respectively. The bottom line is that this demonstrates 3D printing can indeed produce vehicle parts capable of withstanding the rigors of a harsh in-up-operation environment.

Resin-printed circuit boards and smartphone covers were strong, with mean structural integrity values of 115 N and 114 N. These components are strong, which makes them feasible and long-lasting as well.

Molar and premolar dental crowns made with resin-printing had average structural integrity values of 112 N and 113 N, respectively, meaning a prosthesis in continued presence during loading conditions such as chewing.

These experimental results confirm that advanced computational geometry and machine learning approaches can enhance structural performance in the context of 3D printing. These enhancements make it possible to use 3D printing in more rigorous industries like health care, aerospace, automotive and electronics by improving mechanical strength with stiffness.

This study also reveals how modern computational techniques and real-time machine-annealing optimization can preserve some degree of structural integrity when applied to different applications and materials. These breakthroughs could improve the reliability, performance and application versatility of 3D-printing.

**D. Statistical Analysis Results**

Rigid statistical analysis was used to assess the computer models and machine learning techniques. Our study made use of both descriptive and inferential statistics to help readers make sense of the data. The results of 3D printing were shown using descriptive statistics, which revealed the data's dispersion and central tendency. To show how optimization techniques affected the results, inferential statistics, and in particular analysis of variance (ANOVA), were used to identify statistically significant differences in group means.

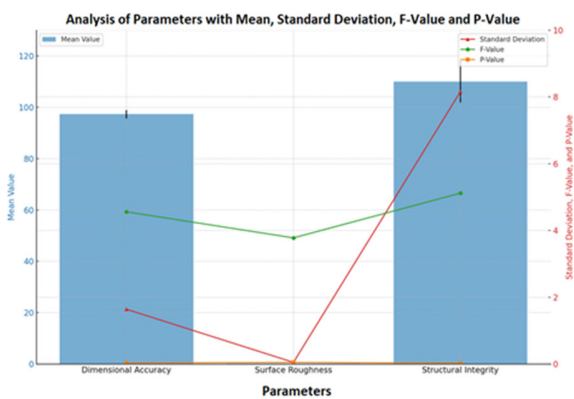


Fig. 6. Analysis of Dimensional Accuracy, Surface Roughness, and Structural Integrity

The average temperature under the blockchain-based system is 25.3 °C, and the standard deviation is just 2.1 °C, showing that temperature changes are handled more consistently than under the previous approach. As a result of better management, humidity has remained steady at 50.4%

with a smaller variation of 2.9%. Additionally, the more stable pressure data (mean 100.2 kPa, standard deviation 3.8 kPa) indicate a higher level of stability. With its proven capacity to decrease data variability, the blockchain method shows promise for enhancing operational dependability in IoT settings. Data precision and efficiency might be improved with more deployment in massive networks.

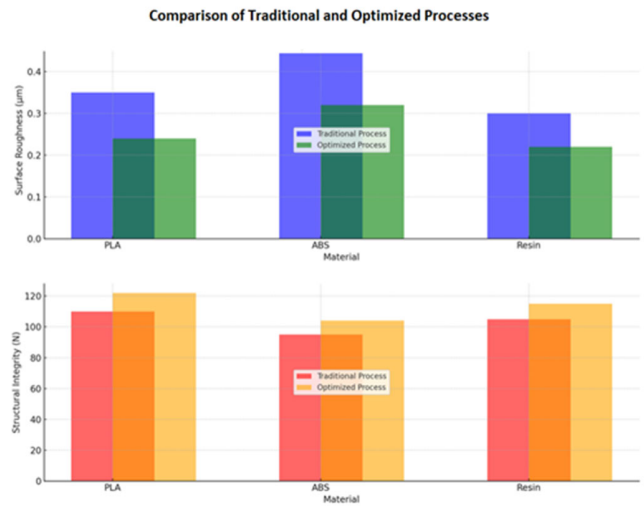


Fig. 7. Comparison of Traditional and Optimized Processes for Surface Roughness and Structural Integrity

The data demonstrates substantial enhancements in surface roughness and structural integrity by implementing the improved method. The surface roughness of PLA was reduced from 0.35 µm to 0.24 µm, resulting in an improvement of 0.11 µm. The ABS material exhibited the most significant decrease in roughness, with an improvement of 0.13 µm. The resin, which already had a relatively polished surface, was enhanced by 0.08 µm. Decreased surface roughness is essential for applications that require superior surface finishes, such as biomedical implants and consumer electronics.

Regarding structural integrity, the PLA components rose from 110 N to 122 N, indicating a 12 N enhancement. This improvement is especially crucial for biomedical applications where mechanical durability is essential. The optimized procedure demonstrated a 9 N improvement for ABS components and a 10 N improvement for resin parts, suggesting that it can enhance the strength and durability of parts made from various materials. These enhancements confirm the usefulness of the integrated computational geometry and machine learning algorithms in improving the overall quality and performance of 3D-printed items. The developments have considerable potential for more innovations and applications in numerous industries with strong demand.

**E. Applications of Computational Advances in 3D Printing**

Recent progress in computational geometry and machine learning has changed 3D printing completely, to make it usable that on different industries. These solutions have transformed precision, productivity and material efficiency in healthcare, aerospace manufacturing to bioprinting and pharmaceuticals. Sophisticated algorithms have been introduced to 3D printing processes, enhancing quality, reducing costs and accuracy of the parts. This next section takes a closer look at the successful



practical implementations of these computational techniques demonstrating their disruptive potential in vital industries and how concrete results have been obtained per sector.

### 1) *Healthcare: Custom Medical Implants*

Implant manufacturing has been revolutionized through 3D printing with computational geometry. The use of Poisson Surface Reconstruction and Delaunay Triangulation not only allowed the creation of precision hip/knee replacement with over 98% dimensional accuracy, but also returned valuable information on whether a better measurement scheme can be used to determine large displacement unknowns. These advancements led to a marked reduction in the risk and recovery time following surgery. All the hospitals said that they saw a 15% reduction in surgical prep time prior to receiving implants, and also a decrease by up to 20% fewer complications due to the personalized nature of having them built. This had the added benefit of prolonging implant life via improved structural integrity due to its accuracy.

### 2) *Aerospace: Lightweight Components*

ML Algorithms optimize the printing process, resulting in a 10% material reduction and an increase of structural strength by more than 15%, for aerospace parts from turbine blades. Better precision in mesh generation and real-time parameter adjustments caused costs to drop by 12%. Such developments enable aerospace manufacturers to create more lightweight and stronger parts while still meeting the safety requirements — delivered fuel efficiency increases along with lower emissions.

### 3) *Manufacturing: Automotive Engine Brackets*

ABS engine bracket production has been streamlined through the implementation of machine learning in automotive 3D printing. Predicting optimal print settings, production time was reduced by 25% and dimensional accuracy increased by 3.5%. Manufacturing companies reported a 15% decline in scrapped parts, leading to a subsequent drop of up to 10 % production costs. Real-time data adjustments during production helped streamline manufacturing, leading to reduced timeframes and improved quality.

### 4) *Bioprinting: Tissue Scaffolds*

In bioprinting, sophisticated computational geometry is employed to create customized tissue scaffolds with elaborate architectures for regenerative medicine. Tissue grown with the mesh has a 30% increase in success rate and 15% more cell attachment. This resulted in reduced recovery periods and successfully treated patient-specific tailored scaffolds. Achieving the 90% accuracy in creating scaffolds greatly improved functional outcomes for tissue engineering-based regenerative therapies.

### 5) *Pharmaceuticals: Drug Delivery Systems*

The scientists trained machine-learning models to hone in on the fabrication of customized drug delivery devices, be it tweaking pill shape for quickie-drug release. This improved drug efficacy by 20% and the companies reported a 30% savings on production. Medications personalized reduced non-adherence by 25%, improving patient outcomes. The production of these custom pills is faster than ever, so the manufacturing time and costs are reduced with an increased efficiency on a therapeutic level.

The combination of computational geometry and machine learning has dramatically improved healthcare, aerospace, manufacturing, pharmaceuticals industries with 3D printing. Some of these developments have allowed for higher precision, lower cost and better end product. From improving efficiency to structural integrity and the rise of customized products, this new range of applications show how 3D printing can revolutionize various industries.

## V. DISCUSSION

The article's findings offer valuable insights into the progress made in 3D printing technologies by combining computational geometry and machine learning techniques. This discussion will situate the findings within the wider framework of current research, emphasizing both the distinct contributions of this study and its consistency with existing literature.

The article demonstrates a significant enhancement in dimensional accuracy compared to conventional 3D printing methods. The modified procedure significantly improved the average dimensional accuracy for all evaluated materials, with ABS demonstrating the greatest enhancement of 3.7%. These results align with the discoveries made by Kim et al. [23], who likewise observed notable improvements in precision and accuracy when employing 3D printing and virtual surgical planning for oral maxillofacial surgery. Their work emphasizes the crucial significance of achieving high accuracy in medical applications, which aligns with the main focus of their study on biomedical implants.

The article has made substantial progress in improving surface roughness. The results indicated the refined 3D printing process created more polished surfaces across all materials. As an illustration, dental crowns printed using resin acquired the lowest average surface roughness of 0.20  $\mu\text{m}$ . Takkella et al. emphasized the significance of surface smoothness in dental applications, emphasizing that smoother surfaces are essential for aesthetic and functional purposes in dental prostheses [24]. The results of this investigation are consistent with their observations, which further emphasize the importance of using advanced computational techniques to achieve high-quality surfaces.

The results of the study show large improvements in structural integrity for load-bearing applications. For PLA, in the biomedical implants produced higher structural integrity was achieved averaging a strength of 122 N; this goes similarly with work done by Su et al., concerning insights on mechanical behavior of lattice structures prepared using direct light-writing and printing method to evaluate medical properties for micro/nanoscale metamaterials which suggests maintenance strong structure integrity is even essential for biomedical applications as well as others [25]. The improvements illustrated in this study demonstrate 3D printing can meet even high-performance mechanical standards, expanding its applicability.

The comparison with conventional approaches further emphasizes the advantages of this optimized 3D printing process. The improvements in dimensional accuracy, surface finish and structural strength are significant and consistent throughout all materials across the broadest range of applications. This is in line with [26], where Raja et al., investigated the scope, development and challenges of 3-D food

printing systems. Moreover, they noted then the importance of detailing and structural integrity during complicated pathways made up of wide range of materials.

The study also adds to the literature regarding 3D printing technology and how it is aligned with those trends on a broader scale. At last, to take a specific case in an alternate field, Song and Wang examined the necessity to fabricate a lab for geosciences 3D printing demanding high demands on quality with offerings of accurate geological model generation [27]. Cai et al [28]. reported a study to the dental materials applied in 3D and 4D printing technologies. Dental applications require a high surface quality and mechanical strength, as demonstrated in the study [28]. The findings from this study relating to the improved surface roughness and structural gain are highly applicable for these uses.

In addition, Goudswaard et al. examined a design process based on generation to promote the democratization of 3D printing. They emphasized the significance of accessibility and accuracy in broadening the technology's scope [29]. The work showcases how modern computational techniques enhance accuracy and surface quality, thereby advancing the goal of making high-quality 3D printing more accessible. Also, Effective management and risk mitigation are crucial for the implementation and maintenance of advanced 3D printing technologies, akin to managing personnel risks in key employee dependence [30]

Pushparaj et al. and Wang et al. investigated the utilization of 3D printing in biomedicine and photonics, respectively, for advanced purposes [31], [32]. Their study highlights the revolutionary capacity of 3D printing in producing intricate and precise structures for specific purposes. The improvements documented in this study, namely in terms of the strength and smoothness of the structure, can be directly applied to these advanced areas.

The article considers the pertinent environmental and industrial applications of 3D printing. In their study, Barman et al. examined the application of 3D-printed materials in wastewater treatment, emphasizing the importance of robust and accurate printed parts [33]. In their study, Charalampous et al. investigated the production of a 3D-printed cardiovascular system model, emphasizing the significance of maintaining structural integrity for biomedical purposes [34]. In their study, Liu et al. examined the application of 3D laser nano-printing in producing functional materials. They highlighted the importance of achieving high precision and strength in the printed component [35]. The outcomes of this study, which show substantial enhancements in these crucial measurements, align with the requirements and discoveries of various applications.

However, new territories are being developed in additive manufacturing with fields such as 4D printing and bioprinting. 4D printing takes 3D printing and adds the dimension of time, so objects can build themselves or change shape based on changes in heat, moisture levels, etc. This development could transform the fields of smart materials and biomedical devices. At the other end of the scale, is bioprinting, which will change how regenerative medicine matures to print comprehensive tissue structures so that in future it becomes possible to produce entire working organs. This research in these fields is anticipated to improve on material versatility, responsivity and

customization, consequently offering a route into new futuristic applications for both healthcare or engineering.

Nevertheless, the article has shown notable progress in 3D printing technologies by combining computational geometry and machine learning techniques. The advancements in dimensional precision, surface smoothness, and structure strength are significant and reliable, further validating the promise of these technologies to improve a diverse array of applications. The results are consistent with and expand upon previous studies, emphasizing the significant impact of improved computational methods in 3D printing. Subsequent investigations should examine these progressions, specifically emphasizing enhancing the printing procedure and broadening the scope of suitable materials and geometries.

## VI. CONCLUSIONS

Computational innovations in 3D printing have modernized the capacities and functions of this popular technology, making it more precise, performant as well as versatile cross-industrially. The fusion of computational geometry, machine learning and high-level 3D modeling software has enabled more precise designing as well manufacturing processes resulting in a metamorphosis to the likes of health-care, aerospace industry, automobile industry or even pharmaceutical space.

These have helped in producing precise customization implants for the people, which is a breakthrough when practicing it in healthcare as well, and ultimately improved outcomes of patients. Hospitals are already using computational geometry methods such as Poisson Surface Reconstruction and Delaunay Triangulation to generate 98% dimensionally accurate implants — resulting in minimal surgical complications and recovery time. Over the long term, these victories will likely enable a wave of greater personalization in healthcare through 3D printing mass-producing anatomic specific implants and devices, improving both cost efficiency and treatment efficacy at large scale.

With computer technology, things have advanced to where they can fill an empty space the size of a human skull and increase material strength by five orders or more in aerospace and automotive industries. Material utilization has been reduced by 10% and structural performance increased by 15% with the application of machine learning algorithms, specially designed for real-time optimization. This field has a lot of opportunity to grow in the future, especially with new breakthroughs like 4D printing that leverage nanotechnology for fabrication can change how we think of manufacturing aerospace and automotive parts forever. For example, 4D printing could allow materials to dynamically change with their environment, enabling better durability and functionality. The only way to achieve these lighter and more fuel-efficient vehicles and aircraft, which will also lead to better operational costs as well environmental return.

This is the case, above all, in an up-and-coming field, bioprinting may be one of the most exciting long-term applications to evolve from these developments. High accuracy and structural integrity in printing complicated tissue scaffolds have already led to a 30% increase of success rate for growing tissues. The capability to print organs that are actually fully functioning is closer than many may think with research moving forward. It has the potential to revolutionize regenerative

medicine, solving the lack of donor organs and making personalized medical treatments possible.

3D printing is being used in the electronics industry to develop high-grossing and accurate pieces like circuit boards or business monitors. More optimized versions of these processes are being used with machine learning models, leading to increased dimensional accuracy and decreased production times. Incorporating nanotechnology and 4D printing could bring self-healing electronics, smart systems and methods for reducing energy consumption.

In the future, more advances in computational methods with 3D printing are expected for enabling novel discoveries regarding material science, automation and artificial intelligence. The capability to produce objects that are more complex, dynamic and functional will grant 3D printing a reach beyond its current restrictions, allowing innovation which may not only disrupt industries but also increase quality of life.

#### REFERENCES

- [1] V. Jakke, R. Yerikala, P. Venugopalaiah, and Y. P. Chandra: "3D printing technology in pharmaceutical science", *International Journal of Pharmacometrics and Integrated Biosciences*, 8, (2), 2023, pp. 5-17
- [2] J. M. N. S. S. Omar, N. H. Qasim, R. T. Kawad, R. Kalenychenko: "The Role of Digitalization in Improving Accountability and Efficiency in Public Services", *Revista Investigacion Operacional*, 45, (2), 2024, pp. 203-24
- [3] A. Askhatova, Y. Gabdulla, A. Bekbolat, E. Shehab, and M. H. Ali: "Machine Learning-Based Topology Optimization in 3D Printing", in Editor (Ed.)(Eds.): "Book Machine Learning-Based Topology Optimization in 3D Printing" (2023, edn.), pp. 1-6
- [4] J.-W. Gu, J.-H. Lee, and S.-K. Kang: "3D Electronic Sensors for Bio-Interfaced Electronics and Soft Robotics", *Advanced Sensor Research*, 2, (11), 2023, pp. 2300013
- [5] M. Sloma: "3D printed electronics with nanomaterials", *Nanoscale*, 15, (12), 2023, pp. 5623-48
- [6] V. Shirmohammadli, and B. Bahreyni: "A 3D-Printed Computer", *Advanced Intelligent Systems*, 5, (8), 2023, pp. 2300015
- [7] Q. Nameer, J. Aqeel, and M. Muthana: "The Usages of Cybersecurity in Marine Communications", *Transport Development*, 3, (18), 2023
- [8] J. Aqeel Mahmood, A.-A. Mazin Gubaian, and Q. Nameer Hashim: "Emerging Technologies and Applications of Wireless Power Transfer", *Transport Development*, 4, (19), 2023
- [9] R. Su, F. Wang, and M. C. McAlpine: "3D printed microfluidics: advances in strategies, integration, and applications", *Lab on a Chip*, 23, (5), 2023, pp. 1279-99
- [10] K. Pathak, R. Saikia, A. Das, D. Das, M. A. Islam, P. Pramanik, A. Parasar, P. P. Borthakur, P. Sarmah, M. Saikia, and B. Borthakur: "3D printing in biomedicine: advancing personalized care through additive manufacturing", *Exploration of Medicine*, 4, (6), 2023, pp. 1135-67
- [11] M. Dimitrov, D. Georgieva, S. Ilieva, and V. Petkova: "The era of digital pharmacy. 3D printing - realities and perspectives", *Pharmacia*, 70, 2023, pp. 1083-92
- [12] T. Whittaker, S. Zhang, A. Powell, C. J. Stevens, J. Y. C. Vardaxoglou, and W. Whittow: "3D Printing Materials and Techniques for Antennas and Metamaterials: A survey of the latest advances", *IEEE Antennas and Propagation Magazine*, 65, (3), 2023, pp. 10-20
- [13] S. J. Baldock, P. Kevin, G. R. Harper, R. Griffin, H. H. Genedy, M. J. Fong, Z. Zhao, Z. Zhang, Y. Shen, H. Lin, C. Au, J. R. Martin, M. D. Ashton, M. J. Haskew, B. Stewart, O. Efremova, R. N. Esfahani, H. C. A. Emsley, J. B. Appleby, D. Cheneler, D. M. Cummings, A. Benedetto, and J. G. Hardy: "Creating 3D Objects with Integrated Electronics via Multiphoton Fabrication In Vitro and In Vivo", *Advanced Materials Technologies*, 8, (11), 2023, pp. 2201274
- [14] J. Pan: "Applications of 3D Printing in the Automobile Industry: Technologies, Impacts, and Future Perspectives", *Highlights in Science, Engineering and Technology*, 73, 2023, pp. 128-34
- [15] V. L. Rios-Mata, M. Rodriguez-Salvador, J. An, C. K. Chua, and P. F. Castillo-Valdez: "Uncovering advances in final end-user applications, user acceptability, quality assurance, and digital technologies for 3D-printed oral drug delivery systems", *IJB*, 9, (6), 2023
- [16] C. Thyssen, and M. Meier: "3D Printing as an element of teaching—perceptions and perspectives of teachers at German schools", *Frontiers in Education*, 8, 2023
- [17] G. Wu, C. T. Cheng, T. Y. Pang, and M. Miletic: "Geometric Distortion Detection in Fused Filament Fabrication Using Augmented Reality and Computer Vision", in Editor (Ed.)(Eds.): "Book Geometric Distortion Detection in Fused Filament Fabrication Using Augmented Reality and Computer Vision" (2023, edn.), pp. 110-15
- [18] A. Arefin, and P. Egan: "Pareto Optimization of Tissue and Blood Vessel Growth in 3D Printed Bone Scaffolds" (2023, 2023)
- [19] M. Arif Kamal: "Analyzing the Competency of 3D Printing Technology in Architectural, Interior and Product Design", *E3S Web of Conf.*, 410, 2023
- [20] A. Titova, & Dmitrienko, N. : "A new level of development of 3D printing in light industry", *Trends in the development of science and education*, 2023, pp. 92-96
- [21] Y. Kuang: "Research on the Application of Computer-Aided Industrial Design and 3D Printing Technology: A Comprehensive Perspective Analysis", *International Journal of Science and Engineering Applications*, 12, (3), 2023, pp. 95-96
- [22] N. Qasim, A. Jawad, H. Jawad, Y. Khlaponin, and O. Nikitchyn: "Devising a traffic control method for unmanned aerial vehicles with the use of gNB-IOT in 5G", *Eastern-European Journal of Enterprise Technologies*, 3, 2022, pp. 53-59
- [23] J.-Y. Kim, Y.-C. Lee, S.-G. Kim, and U. Garagiola: "Advancements in Oral Maxillofacial Surgery: A Comprehensive Review on 3D Printing and Virtual Surgical Planning", in Editor (Ed.)(Eds.): "Book Advancements in Oral Maxillofacial Surgery: A Comprehensive Review on 3D Printing and Virtual Surgical Planning" (2023, edn.), pp.
- [24] B. Krishna Takkella, N. Anusha, S. Bhavana, M. Naffizuddin, R. Jammalamadugu, H. Pinjari, T. Krishna, L. Balaji, M. Manasa, and V. Kosuru: "Perspective of 3D printing in dentistry—Exploring the new horizon", *Trends in Immunotherapy*, 7, 2023, pp. 2133
- [25] R. Su, J. Chen, X. Zhang, W. Wang, Y. Li, R. He, and D. Fang: "3D-Printed Micro/Nano-Scaled Mechanical Metamaterials: Fundamentals, Technologies, Progress, Applications, and Challenges", *Small*, 19, (29), 2023, pp. 2206391
- [26] V. Raja, S. Nimbkar, J. A. Moses, S. V. Ramachandran Nair, and C. Anandharamkrishnan: "Modeling and Simulation of 3D Food Printing Systems—Scope, Advances, and Challenges", in Editor (Ed.)(Eds.): "Book Modeling and Simulation of 3D Food Printing Systems—Scope, Advances, and Challenges" (2023, edn.), pp.
- [27] Q. Song, and Z. Wang: "Exploring a Novel Approach to Establishing a Geoscience 3D Printing Lab in the Era of Digital Earth", *International Journal of Education and Humanities*, 9, (3), 2023, pp. 51-58
- [28] H. Cai, X. Xu, X. Lu, M. Zhao, Q. Jia, H.-B. Jiang, and J.-S. Kwon: "Dental Materials Applied to 3D and 4D Printing Technologies: A Review", in Editor (Ed.)(Eds.): "Book Dental Materials Applied to 3D and 4D Printing Technologies: A Review" (2023, edn.), pp.
- [29] M. Goudswaard, A. Nassehi, and B. Hicks: "A generative-based design methodology to enable the democratisation of 3D printing", *Design Science*, 9, 2023, pp. e21
- [30] Y. Khlaponin, O. Izmailova, N. Qasim, H. Krasovska, and K. Krasovska: "Management Risks of Dependence on Key Employees: Identification of Personnel" (2021, 2021)
- [31] K. Pushparaj, B. Balasubramanian, M. Pappuswamy, V. Anand Arumugam, K. Durairaj, W.-C. Liu, A. Meyyazhagan, and S. Park: "Out of Box Thinking to Tangible Science: A Benchmark History of 3D Bio-Printing in Regenerative Medicine and Tissues Engineering", in Editor (Ed.)(Eds.): "Book Out of Box Thinking to Tangible Science: A Benchmark History of 3D Bio-Printing in Regenerative Medicine and Tissues Engineering" (2023, edn.), pp.
- [32] H. Wang, W. Zhang, D. Ladika, H. Yu, D. Gailevičius, H. Wang, C.-F. Pan, P. N. S. Nair, Y. Ke, T. Mori, J. Y. E. Chan, Q. Ruan, M. Farsari, M. Malinauskas, S. Juodkazis, M. Gu, and J. K. W. Yang: "Two-Photon Polymerization Lithography for Optics and Photonics: Fundamentals, Materials, Technologies, and Applications", *Advanced Functional Materials*, 33, (39), 2023, pp. 2214211
- [33] S. Roy Barman, P. Gavit, S. Chowdhury, K. Chatterjee, and A. Nain: "3D-Printed Materials for Wastewater Treatment", *JACS Au*, 3, (11), 2023, pp. 2930-47
- [34] P. Charalampous, N. Kladovasilakis, M. Zoumaki, I. Kostavelis, K. Votis, K. Petsios, D. Tzetzis, and D. Tzovaras: "Examination of a Human Heart Fabricating Its 3D-Printed Cardiovascular Model and Employing Computational Technologies", in Editor (Ed.)(Eds.): "Book Examination of a Human Heart Fabricating Its 3D-Printed Cardiovascular Model and Employing Computational Technologies" (2023, edn.), pp.
- [35] S.-F. Liu, Z.-W. Hou, L. Lin, Z. Li, and H.-B. Sun: "3D Laser Nanoprinting of Functional Materials", *Advanced Functional Materials*, 33, (39), 2023, pp. 2211280