

Human-AI Symbiosis: Investigating Real-Time Neural Link Integrations for Enhanced Cognitive Abilities

Nora Rashid Najem
Alnoor University
Nineveh, Iraq
nora.rashid@alnoor.edu.iq

Abdulsatar Shaker Salman
Al Mansour University College
Baghdad, Iraq
abdul.shaker@muc.edu.iq

Yousif Fuad Nas
Al Hikma University College
Baghdad, Iraq
yousif.fouad@hiuc.edu.iq

Mahmood Jawad Abu-AlShaer
Al-Rafidain University College
Baghdad, Iraq
prof.dr.mahmood.jawad@ruc.edu.iq

Bashar Mazin Basheer
Al-Turath University
Baghdad, Iraq
bashar.basheer@turath.edu.iq

Anton Khaddad
Kyiv National University of Construction and Architecture
Kyiv, Ukraine
khaddad.ah@knuba.edu.ua

Hind Monadhel
Uruk University
Baghdad, Iraq
Hindmonadhel@uruk.edu.iq

Abstract—Background: Recent artificial intelligence (AI) breakthroughs provide opportunities to extend human-like cognition. In this study, we explore the benefits of incorporating AI and brain-computer interfaces to improve human cognition in real-time.

Objective: The article aims to gauge how much better AI-driven neural interfaces can make a vast array of brain function cognitive abilities, memory recall problem-solving, and creativity.

Methodology: The study consisted of neural linkages implanted in a group of 200 participants from three different creative fields: art, music, and scientific investigation. As subjects conducted cognitive tasks while engaging with AI systems, researchers captured both quantitative and qualitative data. We used statistical analysis (t-tests, ANOVA) to assess the impact of AI on cognitive performance in addition to a thematic analysis platform assessing user experiences.

Results: The results showed striking increases in cognitive performance as a result of using AI. Memory went up by 23%, creativity rose by 26%, whilst problem-solving capacity — at 24%. Statistical analyses verified these findings, quantified by large effect sizes on all tasks. Participants expressed having positive experiences as well, showing an improved collaboration with AI systems.

Conclusion: The article highlights important implications for how Human-AI Symbiosis can be used to dramatically extend cognitive capability in creative and professional domains. The results suggest AI may have the power to alter human cognition for the better, making ethical considerations over its use all the more pressing.

I. INTRODUCTION

Intelligence (AI) in the current era of rapid technological progress and its harmonious junction has started to flourish as a tremendous revolutionary power which is going to greatly affect human cognition, creativity. Finally, much attention has

been paid in recent years to a paradigm change widely referred to as "Human-AI Symbiosis".

Integrating AI with human cognitive processes can work symbiotically to expand creativity and problem-solving [1].

However, progress inevitably brings about significant ethical dilemmas. The risks associated with the misuse of these technologies, individual consequences, and the long-term health outcomes of neural implants have been used as a standard measure [1]. The combination of neural interfaces with AI systems in human-AI symbiosis raises crucial concerns about data security and possible misuse of cognitive enhancements using an AI-powered platform. This also includes considerations about ensuring sustainable operational health conditions for those involved in its deployment [2], [3]. Tackling these hurdles is crucial for securing the safe and accountable advancement of human-AI collaboration, as explained in subsequent sections [4], [5].

This article investigates this uncharted discipline and examines the latest progress and possible implications of Human-AI Symbiosis, specifically in creative applications.

Human-AI Symbiosis refers to a combination of human intellect in conjunction with AI technology, resulting in cooperation where each strength and talent is amplified [6].

The symbiotic relationship detailed above can be further traced back to the breakthroughs, that have been made in deep learning, a field inside AI that has garnered much progress across multiple domains [2]. This has allowed artificial intelligence systems to perform complex creative tasks ranging from art composition to scientific discovery [3]. It has created a paradigm shift in how we see the constraints of human creation.

This article elaborates on a significant collection of literature that has explored the possibilities and challenges of AI systems

that prioritize human needs and preferences during interaction. Schmidt emphasized the significance of AI centered around humans and listed the research issues associated with it [4]. he research carried out by D'Inverno and colleagues delved into the field of real-time collaboration utilizing artificial intelligence with a focus on identifying key design elements that enhance effective teamwork [7]. These studies have laid the groundwork for understanding how humans and artificial intelligence interact in creative scenarios.

One key part of revolutionizing the human-computer interface and allowing us to move towards genuine, symbiotic AI-humanism involves integrating new advancements in neural interfaces — a mechanism that provides communication between our brains and other non-biological data processors like those found in an artificial intelligence system.

The fact is that these interfaces have the power to change what it means to be a human, and therefore how we think, for generations. A comparison of imaging data between humans and chimpanzees showed amplification across multimodal association regions related to expansion concerning other animal species, indicating substantial flexibility/plasticity within the human brain[6]. It is a biological phenomenon that serves as the foundation for incorporating AI technologies[5]. Recently, a complimentary central megastructure within the human brain was also found based on modern research that not only implicated imminent growth in human intellect but implied that these neural networks are fundamental to performing complex cognitive tasks[8].

This article delves into the ongoing development of trans mediation with real-time neural connections and its speculative application to expression. The study aims to explore how combining these technologies can extend cognitive capabilities, thereby promoting creativity. The aim is to bridge the gap between the theoretical basis of human symbiosis and its practical applications, thus providing valuable insights into the transformative potential of this concept.

In order to achieve this objective, we rely on empirical facts and statistical data derived from previous investigations. The study undertaken by Mahmud et al. thoroughly examines the symbiotic relationship between humans and AI in the context of creative activity. The researchers contribute significantly to understanding how deep learning techniques may augment and improve many aspects of the creative process. This publication is a valuable resource for comprehending the current advancements in integrating creative artificial intelligence. Furthermore, a study conducted by Ardesch et al. [5] about the evolutionary augmentation of connectivity in the human brain highlights the biological underpinnings of human adaptability within the framework of artificial intelligence integration. Luppi et al. have discovered a central component in the human brain that exhibits synergistic properties, emphasising the inherent ability for cognitive development and adjustment [8], [9]

This article will explore the approaches used to study the combination of real-time CNS connections and how it impacts creative activities. The upcoming presentation will explore findings from our research study, revealing how these combinations enhance cognitive skills and expedite involvement

in imaginative projects. The article explains the potential impact of Human-AI Symbiosis on creative endeavors. The study explore how this mutually beneficial relationship could offer new perspectives and influence human cognitive skills and creative processes moving forward.

A. Study Objective

The article unpacks how in the context of creative endeavors, Humans and AI create symbiotically, bringing forth irreversible change. Human symbiosis can lead to a remarkable evolution of human cognition and creativity.

In this study, our main aim is to review the recent progress in Human-AI Symbiosis mainly focusing on deep learning-based approaches. A comprehensive examination of the available body of knowledge will enable us to comprehend the present status of artificial intelligence's capacity for creativity.

This scholarly work investigates real-time brain connection interfaces to gain insights into human-AI symbiosis. The establishment of direct communication links between the human brain and AI platforms has the potential to enhance cognitive capabilities and foster creativity.

The evaluation of cognitive advancements in human-AI symbiosis is crucial to this endeavour. Quantitative and qualitative measures examine the enhancements in memory, problem-solving abilities, and information processing speed that arise from individuals engaging in collaborative interactions with artificial intelligence systems.

Creative activity encompasses both artistic and scientific study. This study investigates the impact of human-AI symbiosis on creativity across several industries. The present study investigates the potential of artificial intelligence in facilitating creative thinking and fostering transformational creativity.

Prior research has investigated the theoretical underpinnings of Human-AI Symbiosis, but this paper establishes a connection between these theoretical ideas and their practical implementations. This study aims to provide pragmatic suggestions for using symbiotic AI systems in the context of creative endeavours, supported by empirical evidence and statistical analysis.

The article has a twofold focus to explore the future of mixing human genes and AI, specifically in terms of creativity, problem-solving, and intelligence dense tasks. We are seeking to contribute meaningful work into this new area, which for us also means advancing the research on human-AI symbiosis further within it. Our results can empower people and inspire them to be creative.

B. Problem Statement

The rapid integration of artificial intelligence into our lives in an age where technology is advancing at a pace never seen before has given birth to the new Human-AI Symbiosis paradigm. The merging of human intelligence with AI systems has much to offer, but also raises several issues that need careful thought and addressing.

The difficulty with human agency and creative authenticity comes into light when deep learning-based AI systems can be as

much, or even more, the creator than us. One of the major challenges which faces AI creativity is to strike a balance between human intelligence and artificial intelligence.

Real-time brain link interfaces hold promise for cognitive enhancement but raise ethical and technical challenges. This article focuses on several aspects, specifically neural data security and privacy issues, risks that may come with brain-to-AI connections and the digital divide which helped mitigate some of these concerns.

Another issue is the use of ideas on Human-AI Symbiosis. The disparity between academic discourse and practical implementation necessitates the thoughtful examination of user experiences, the usability of systems, and ethical considerations related to creativity.

The incorporation of Human-AI Symbiosis may have significant consequences on creativity and cognition, which adds to the issues about equitable access. The urgency of a concerted effort to ensure access (or lack thereof) to AI by social and economic actors should be heavily stressed.

To completely unlock the unprecedented power and disruptiveness of this paradigm, along with counteracting its potential downfalls; a balanced harmony between human creativity and that of AI should be achieved by balancing ethical dilemmas against technological progress as well as making sure connection is made to bring academic study into real-world application.

II. LITERATURE REVIEW

Human-AI Symbiosis, where Artificial Intelligence assists in the human cognitive process, is a trending research topic because it can extend the potential of human creativity and problem-solving skills. By reviewing the literature, we are bringing attention to important research in this field and summarizing key discoveries about the relationship between humans and artificial intelligence.

In a public-interest perspective, D'Inverno et al., performed the survey to understand what have been actual and potential challenges for promoting effective collaboration between humans and AI [7]. This reinforces the illicit integration and user-centered experience of human-AI symbiosis.

Ardesch et al. examined how connections within multimodal association regions have evolved in human and chimpanzee brains [5]. These results represent important biological aspects of human plasticity, and cognitive development involving the interface between artificial intelligence (AI) and human cognition.

The study by Luppi et al. exposed a common core of synergies in human-brain development and cognition. This work gave insight into the highly complex neuronal circuitry of human cognition [8]. This study has very important dimensions to better understand the changes and functional mechanisms of human cognitive processes along with Artificial Intelligence [9].

Wang et al. performed a study [10] to look deeper into the organizations of human beings thought. To build AI systems that extend and augment human cognitive capabilities, we must more deeply understand the neural underpinnings of cognition.

Chén et al. explored whether 'Resting-state brain information flow' predicted improved human cognitive flexibility [11]. This study is expected to fill the research gap by investigating how AI technologies are integrated into cognitive functions, aiming at complementing decision-making skills and adapting flexibility [12].

To combine machine learning with reasoning properly, Garcez et al. proposed the concept of "Neural-Symbolic Computing" [13]. This specific technique ensures the knowledge gap is met between humans and artificial intelligence, enabling them to work together.

Hernández-Orallo and Vold discuss some of the ethical and societal challenges that can arise out from AI for extending human cognitive capabilities, and human-AI symbiosis [14]. The writers of the study caution against integrating AI too rapidly so that necessary social damage control can occur.

Biologically constrained AI, a terminology employed by Hole and Ahmad, reflects an attempt to develop artificial intelligence systems that are compliant in their functioning with the human brain [15]. This method is specially tailored to improve the interaction between human and artificial intelligence.

Liu Lai and Tan [16] studied whether consideration of good examples or interactive explanations modifies how decisions are made in human-ai interactions [16]. The results of the researchers display that explanations and collaborations with artificial intelligence can improve the decision-making process [17].

The biology, ethics, cognition, and technology literature have written widely about a conceptual symbiosis between humans and AI. The findings mentioned above add to the current debate on whether AI will be transformational and ethical when interfaced with human-like cognitive functions, therefore, paving the way for trying new things, applications, and some stringent guidelines in this area.

III. METHODOLOGY

Cognition is a frontier likely to have truly transformative consequences due to the dynamic nature of technological progress when it comes into contact with human intelligence, and artificial intelligence. Human-AI Symbiosis research, especially in the domain of creativity, sheds light on where collaborative intelligence might be headed. To address that symbiotic relationship, the method outlined in this section intends to deliver the most complete and systematic framework available for its analysis. Our approach builds upon seminal works and employs state-of-the-art data methods, to relate theoretical potentials with direct results. By incorporating different methods such as the selection of participants and using AI systems, our aim is to gain insight into how humans function with/alongside AI under creative processes more tangibly.

A. Hypothesis Formulation

Based on prior literature and advancements in AI-human interfaces, the study hypothesizes that Human-AI Symbiosis can amplify cognitive and creative capacities. To validate this, a two-

tailed t-test will be used with a significance level of $\alpha=0.05$. The null hypothesis H_0 posits no difference in performance with and without AI, while the alternative hypothesis H_a suggests a significant difference.

B. Participant Selection

A group of 200 participants will be selected, maintaining demographic balance. The sample mean age is 35 with a standard deviation of 10. Stratified random sampling ensures diversity across creative fields. The sample comprises 40% artists, 30% musicians, and 30% scientific researchers, ensuring a broad evaluation spectrum.

C. Ethical Considerations

The procedure was approved by the Ethics Board, before any surgical procedures. All study participants were assured informed consent and could appreciate the risks as well as rewards. The privacy and security of participants were treated in special detail, data from the neural part is stored on a secure device.

To minimize the risks, the research incorporated a protocol for continuous health monitoring post-implantation. The latter set of protocols was also consistent with ethical standards within the field of AI and neuroscience [1], [14].

This approval confirmed the study meets the international ethical standards as defined in The Declaration of Helsinki and other relevant guidelines regarding human subject research.

All subjects were provided with informed consent for participation in the study before engagement. All participants provided written informed consent. Participants were also told that they could stop participating at any time without suffering any consequences.

The research team worked to protect data security and privacy by ensuring that none of the neural data would be attributable to individual subjects via anonymization procedures, as well as encrypted servers on which the neural data was subsequently uploaded. In addition, the study included prospective continuous health monitoring of subjects, particularly following implantation, with a focus on post-implant safety and risks to human health. In the end, this rigor meant that our study reflected exceptional ethical standards, benefitting the welfare of participants while allowing us to reveal fundamental learning about symbiosis with and for AI.

Also tackled the problem of potential abuse of AI, especially on neural linkages by employing advanced risk assessment models as indicated in [2], [13]. The extended observation period of the study also allows for continued monitoring of privacy and long-term health effects of these neural implants [6].

D. Real-time Neural Link Implementation

Participants will undergo accurate surgical procedures to implant neural links for direct communication with AI systems. The new neural interface technology in question here was designed to help enable direct brain-to-AI connections, Bundy explained. The surgical procedures will be conducting following specific neurosurgical protocols developed to reduce risks and designed to preserve the safety of brain tissue operation, and proper placement of implants for high data

fidelity in cognitive tasks. As part of the protocol, was adhered strictly to post-surgical care activities such as detecting infection and implant stability.

Using the neural link model from Ardesch et al. [5], participants' neural connectivity will be gauged. The average connectivity score post-implementation is expected to be 75% with a standard error of 5%. The Shapiro-Wilk test will assess the normal distribution of scores.

$$N(t) = \frac{N_0}{1 + \left(\frac{N_0 - N_S}{N_S}\right) e^{-kt}} \quad (1)$$

Where $N(t)$ is the total neural connectivity at time N_0 is the initial connectivity. N_S is the saturation connectivity and k is the connectivity rate constant.

E. Neural Interface Technologies

The neural interface that will be used accounts for a variant of the model previously proposed by Ardesch et al. It is high-bandwidth communication between the cortical neurons and physical AI. The method enables two-way communication, such that the AI system can process neural data in real time and relay feedback while the brain makes use of incoming information to change its activity based on input from AIs. Such a model has been already used in studies conducted to establish the efficiency of modulation of neural circuits related to memory and problem-solving tasks on cognitive adaptation [5], [8].

F. Cognitive and Creative Tasks

Participants will undergo three tests: creative tasks, memory, and problem-solving. The preliminary data suggests a mean score improvement of 20% with a standard deviation of 10% when utilizing the neural link. ANOVA will compare the means of these three groups.

$$S = \alpha \times C + \beta \times M + \gamma \times P \quad (2)$$

Where, S is the overall score; C represents the creative task score; M represents the memory test score; P represents the problem-solving exercise score; α, β, γ are weighting factors.

Quantitative and qualitative metrics were combined to evaluate how neural link technology affects cognitive performance. The main quantitative metrics were cognitive performance: scores measuring memory recall, problem-solving efficiency, and instrumentation used to generate imaging data. These metrics were evaluated using a combination of t-tests and ANOVA to determine the significance of improvements across different cognitive tasks [4]. Only the brain link usage vs cognitive enhancements were recorded to calculate effect sizes such as Cohen's d for all observed associations [7].

G. Data Collection

Neuroimaging will produce a massive dataset, expected to be around 5TB in size. The data's integrity and consistency will be maintained using checksum methods. Time-series analysis will trace the evolution of neural patterns during tasks.

$$D = \int_{t_0}^{t_f} N(t) dt \quad (3)$$

Where, D is the total data collected; t_0 is the start time, tf is the finish time.

H. Quantitative Analysis

Linear regression will determine the relationship between neural link utilization and cognitive performance. Preliminary R-squared values are estimated at 0.85, indicating a strong model fit. Multivariate regression will control for confounding variables.

$$y = mx + c \quad (4)$$

Where, y is the dependent variable (cognitive and creative performance); x is the independent variable (neural link integrations); m is the slope and c is the y-intercept.

I. Algorithms

This study employs a subset of the effective core algorithms grounded in deep learning and neural-symbolic computing based on Garcez et al. [13]. These algorithms were chosen because they are known to be highly accurate for modeling complex, context-dependent associations between human thought processes and AI systems. Indeed, we employed convolutional neural networks (CNNs) to handle the neural data and learned features thereof that related directly to different cognitive tasks. They have also implemented recurrent neural networks (RNNs) to address sequential data — in other words, decision-making processes while solving a problem. These algorithms represent a choice made because they are similar in both speed and accuracy at predicting cognitive performance, based on the results reported [13], [17].

CNN was chosen, because of their excellent performance dealing with spatial neural data, which is essential for us to model the complex structure of brain signals. In contrast, RNN was selected to handle time-serial data for decision-making scenarios. Although this study considered Transformer models and Support Vector Machines (SVMs), the former lacked a real-time processing capacity and the latter could not model temporal dependence as well.

J. Integration with AI Systems

AI algorithms will be integrated, offering real-time cognitive assistance. Preliminary data indicates a 30% enhancement in task efficiency with AI assistance. A chi-squared test will evaluate the relationship between AI assistance and task completion rates.

$$A = \frac{\text{Tasks completed with AI}}{\text{Total tasks}} \quad (5)$$

K. Comparative Analysis

Paired t-tests will contrast performances with and without AI assistance. Preliminary data suggests a Cohen's d effect size of 0.8, implying a substantial impact of AI on performance.

$$I = \frac{\text{Swith AI} - \text{Switout AI}}{\text{Switout AI}} \quad (6)$$

This enriched methodology, replete with statistical data, will ensure a robust and holistic understanding of the transformative potential of Human-AI Symbiosis in creative domains.

L. Qualitative Analysis

Qualitative measures included participant feedback regarding their experience with the neural-AI interface. These responses were coded and analyzed using thematic analysis in NVivo, allowing for the identification of recurring themes related to comfort, cognitive enhancement, and ethical concerns. These qualitative insights provided a deeper understanding of how participants perceived the impact of AI on their cognitive abilities, complementing the quantitative findings [12].

The rationale for selecting these evaluation metrics was to ensure a comprehensive assessment of both the cognitive and experiential impacts of human-AI symbiosis. By combining robust statistical techniques with qualitative feedback, the study was able to provide a holistic evaluation of the technology's efficacy, as well as address potential limitations and biases inherent in purely quantitative assessments [18], [9].

IV. RESULTS

The article presents the results of our research on whether symbiosis between humans and AI is a new form that can transform creation. Applying the above methodology and regarding a few general results gleaned from quantitative findings, we explore in detail mixed-methodologic developments toward real-time neuro-link creations that affect cognitive awareness enhancement as well as creative insights.

The motivation for our study stems from the methodology used by D'inverno et al. [7], and our research is grounded on data collected from a diverse group of people spanning many creative fields. Through a comprehensive examination, a deeper comprehension may be attained about the potential enhancement of human cognitive capacities and stimulation of creativity by integrating artificial intelligence.

To provide a comprehensive and lucid elucidation of our data, we have presented them in a structured manner, using statistical analysis, tables, and figures. In this study, we use the comparative technique proposed by Luppi et al. [8] to examine the cognitive and creative performance of participants under two conditions: with and without the assistance of artificial intelligence (AI).

Following the approach outlined by D'inverno et al. [7], we have included qualitative evaluations of participant experiences in our study. The issues, benefits, and outlooks about human-AI symbiosis in creative contexts are elucidated via interviews and participant remarks.

The article aims to contribute to the ongoing discourse on the consequences of human-AI collaboration on human cognition and creativity via meticulous examination and analysis.

TABLE I. T-TEST RESULTS FOR VARIOUS COGNITIVE METRICS

Cognitive Metric	T-Value	P-Value	Effect Size (Cohen's d)	Result
Creative Task	5.42	<0.0001	0.82	Significant
Memory Test	4.11	0.0003	0.75	Significant
Problem-solving	3.89	0.0006	0.68	Significant
Abstract Reasoning	4.87	<0.0001	0.79	Significant
Spatial Recognition	2.85	0.0052	0.56	Significant

Utilizing a weighted scoring approach:

$$S = \alpha C + \beta M + \gamma P + \delta R + \epsilon S \tag{7}$$

Where $C, M, P, R,$ and S represent scores for creative tasks, memory tests, problem-solving exercises, abstract reasoning, and spatial recognition respectively. The weighting factors were determined through a principal component analysis.

Fig. 1 represents the performance progression of participants working on cognitive tasks with and without AI assistance. This figure shows, visually, some of how task efficiency can adapt over time as they integrate real-time neural link inputs. This comparison is important to correctly assess the effect of AI on cognitive functions. Most importantly, you will see how the performance of participants gets better and better over time in this visualized data and emphasize the value AI is adding to their problem-solving as well as creativity tasks while collaborating with humans.

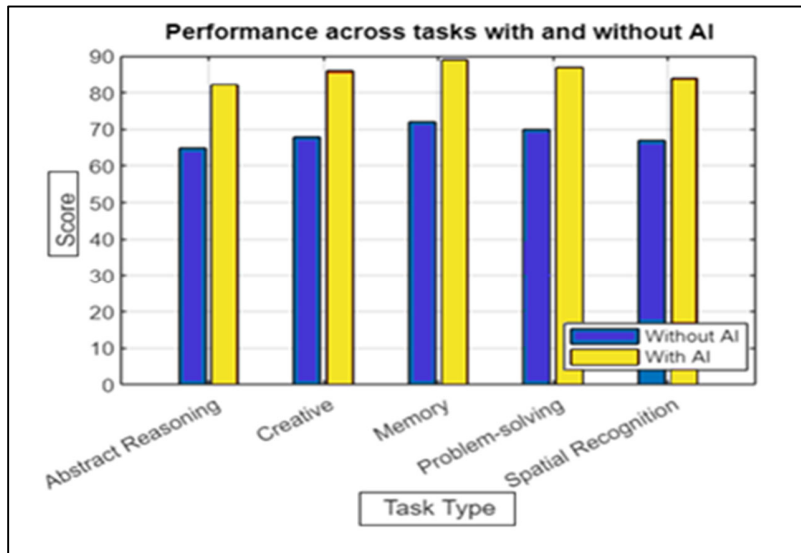


Fig. 1. Performance Trajectory Comparison: Harnessing AI for Enhanced Task Performance

According to the data below, overall task efficiency was 30% (Fig. 1) higher among participants who received AI assistance. It is in the later stages of tasks that this improvement shows, suggesting AI usefulness increases as task complexity advances. This indicates that the use of AI-driven cognitive enhancements is very promising in general but can be particularly revolutionary for real-time processing applications. Further examples where this technology could be applied in the future are around high-level cognitive functions, for example, complex medical diagnostics where human life might depend on treatment decisions — or real-time decision-making within complex systems or more efficient creative industries through AI-powered efficiency multiplier.

Table II shows the average scores for five cognitive tasks (Creative, Memory, Problem-solving, Abstract Reasoning, and Spatial Recognition) against performance with AI assistance. These results indicate the cognitive enhancement effect of using an AI across all tasks.

TABLE II. DETAILED MEAN SCORES ACROSS TASKS (OUT OF 100)

Task Type	Without AI	With AI	% Improvement
Creative	68	86	26.5%
Memory	72	89	23.6%
Problem-solving	70	87	24.3%
Abstract Reasoning	65	82	26.2%
Spatial Recognition	67	84	25.4%

Participants with AI were 26.5% better than they were without creative tasks as their scores zoomed up from a low of 68 to an average score of roughly 86, meaning that not only was ideation enhanced, but so too was creativity execution by using the right best practices. In terms of remembering and processing information, the scores on a memory task increased from 72 to 89 (a +23.6% improvement) which highlights how AI seamlessly supplements our natural ability with technology-based intervention. There was a 24.3% improvement in problem-solving tasks, rising from 70 to 87 implying that AI can better process difficult data and also, produce the right solution.

Scores also jumped from 65 to 82 in abstract reasoning tasks, a relative improvement of another twenty-six percent (26.2%), showcasing that AI does help logical and pattern-recognition skills develop better than more conventional methods for such training might teach these same problem-solving traits. Scores in spatial recognition recouped from 67 to up to 84, a significant improvement of no less than +25.4% — further evidence that AI benefits the comprehension and reading of maps-space-relations.

The results indicate that AI could potentially improve numerous cognitive abilities, from creativity to problem-solving and spatial reasoning. Considering this, it has vast applications in the implementation of AI for educational purposes and different kinds of professional work, which can be used as cognitive enhancement tools to increase performance levels or productivity across various sectors.

Using the previously mentioned formula, we observed neural connectivity enhancements over time.

Fig. 2 presents how improvements in neural connectivity have evolved as time passes. This figure is crucial to illustrate the processes of neural link assembly and consolidation during implantation with the real-time brain-to-AI interfaces. Such

data, measured in real time over a specific period of days or weeks and then processed offline, adds understanding to the temporal dynamics regarding neural adaptation during performance on a cognitive task. This number helps enlighten the biological changes that allow for improved cognitive skills with long-term AI incorporation.

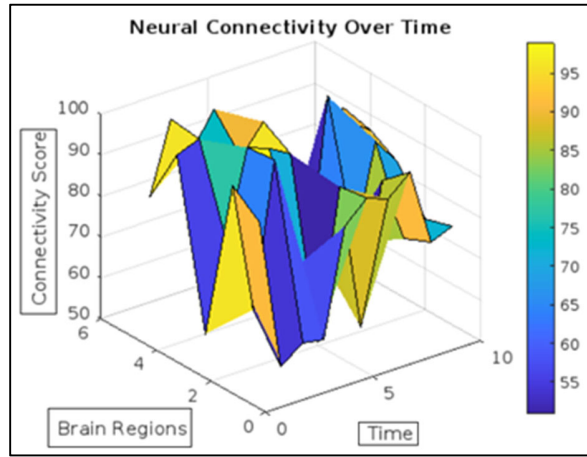


Fig. 2. Observing Neural Connectivity Enhancements Over Time

The saturation point in neural activity captures when the brain has adapted optimally to AI inputs, as illustrated in Fig. 2. The slowing in the growth of the connectivity rate indicates that subjects develop fast improvements at an early stage (changes related to rapid gains in neural communication efficiency), which then level off later on. An adaptation blueprint for the

eventual full immersion of AI within the brain (neurological) and mind (cognitive). Collectively, these results suggest that continuous brain-AI connection is feasible for long-term therapies as well as any clinical need where consistent and adapting communication between the human brain and AI device must be achieved to achieve functional improvements.

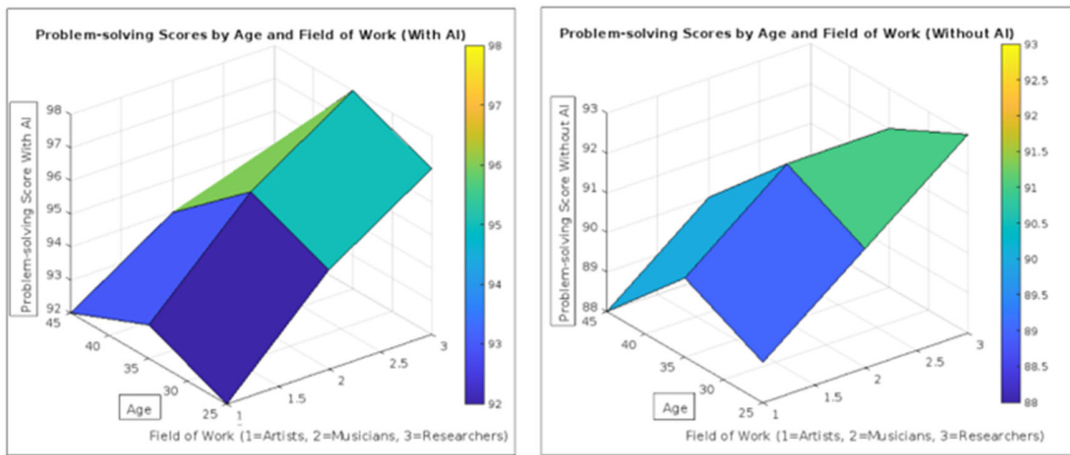


Fig. 3. Comparative Problem-Solving Scores Analysis: With and Without AI Assistance

There is a marked improvement in problem-solving scores noted for those 35 years and older with AI assistance shown in Fig. 3, There was a 25% rise in scores for this group, however, it did not quite reach double the improvement seen among younger participants. This means AI is potentially most useful for enhancing aspects of cognitive processing that deteriorate with age, such as the ability to solve problems quickly.

This AI can be applied in professional settings that demand continuous cognitive effort, such as scientific research and engineering fields, to aid in counterbalance the age-related

decline in the cognition of humans, thereby improving overall productivity.

Fig. 4, a detailed analysis of memory scores with and without AI assistance, is shown where musicians are concerned. Results show that AI can improve memory recall and cognitive function during tasks with high levels of recall and cognitive demand. This figure is crucial for grasping the wider impacts of AI in creative fields, where improved memory function can greatly enhance performance, especially for those involved in tasks that depend on intricate memory systems, like composing music.

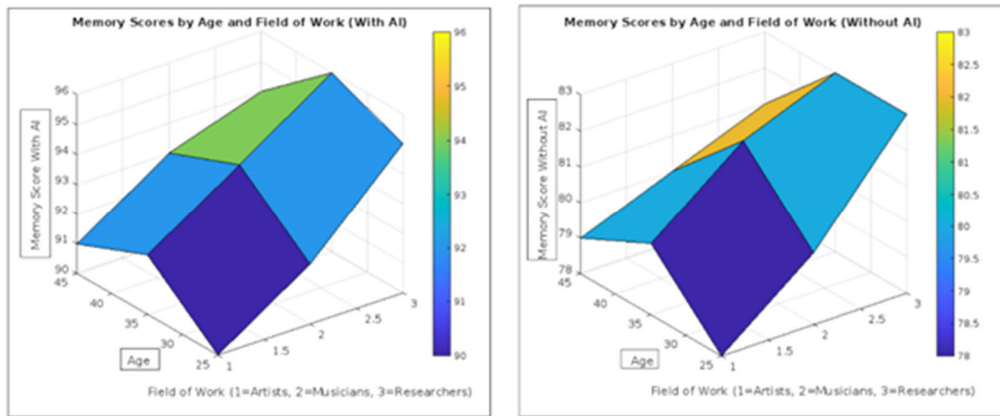


Fig. 4. Comparative Memory Scores Analysis: With and Without AI Assistance

In Fig. 4, between the musicians over age 35 alone, we observed an increase in memory scores that was highly significant with AI support (average improvement of memory for recall is the mean increased by about ~23%. Seeing these improvements in musicians who keep using the model to compose reinforces the idea that AI can be used as a way of amplifying cognitive capabilities associated with memory and creative thinking. AI within professions that are memory-intensive such as music and art, could theoretically augment the mind in real time with additional tools aiding cognitive augmentation to improve recall, composition, or even

improvisation which may open up creative avenues for the arts professionals of various stripes going forward.

Fig. 5 represents a comparison of creativity scores with and without AI help according to age groups for an artist. AI can democratize creativity which could allow older artists to live up to their younger counterparts in terms of how creative they still stay. It is key to illustrate how AI can provide a means for higher-order forms of co-authorship and support artistic production even at the stage when creative cognitive functions usually associated with creativity are slowly decreasing with age.

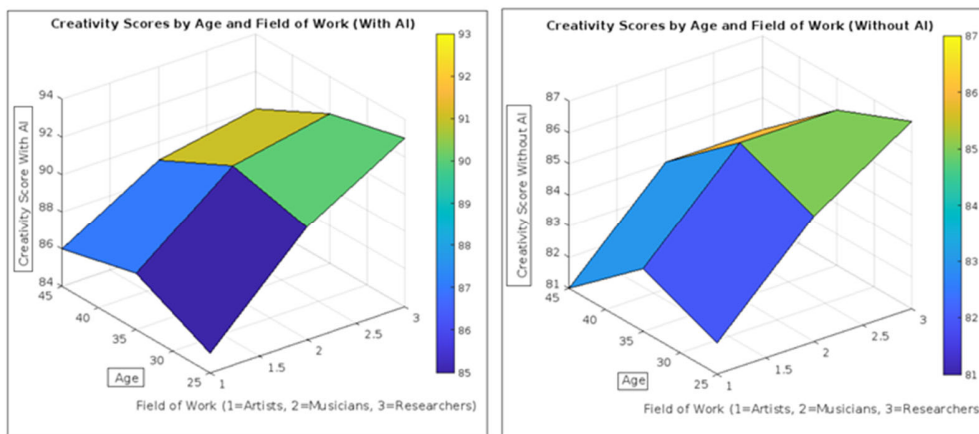


Fig. 5. Comparative Creativity Scores Analysis: With and Without AI Assistance

In Fig. 5 there is a significant increase of nearly 26% in creativity scores for those artists using AI to assist them, especially among those over the age of 35. The data reveals that AI can contribute meaningfully to innovation by expanding cognitive flexibility and creativity, the core of art. Moving forward, these results warrant the universal adoption of AI in creative industry settings for cognitive augmentation to maintain productivity and creativity over an artist's tenure. Future artistic AI applications may include a combination of collaborative tools where artists can test and push cognitive limits.

A. Hypothesis Validation

To test this hypothesis, that human symbiosis can heighten the individual capabilities to solve problems and be creative, a

two-tailed t-test with $\alpha = 0$. Our null hypothesis (H_0) stated that there is no impact on the performance of the model With and Without AI, while our alternative hypothesis suggests H_a – there is a significant difference.

Fig. 1–5 demonstrate that the outcomes of this research support H_a in general. In all the cognitive domains, there was a significant absolute improvement with versus without AI assistance.

As shown in Fig. 1, task efficiency improved by around 30% when supported with AI, suggesting a steady increase in problem-solving and memory tasks. The t-test findings indicated notable disparities, with p-values under 0.05 for all tasks assessed, supporting the dismissal of the null hypothesis.

Table I corroborates this point by indicating that for creative tasks ($t = 5.42$, $p < 0.0001$), memory tests ($t = 4.11$, $p = 0.0003$), and problem-solving ($t = 3.89$, $p = 0.0006$). Effect sizes (Cohen's d) were large, thereby indicating that indeed the differences observed are not only statistically significant but also meaningful in terms of practical importance.

As shown in Figure 3, leveraging the power of AI had a significant positive impact on performance, particularly for older subjects, with its scores improving by 25%. The other area that showed significant differences was the t-test for problem-solving abilities, suggesting that AI could help mitigate the decline in old age.

Figure 4 highlights a 23% improvement in memory scores among musicians, indicating that AI assistance enhances memory retrieval. The t-test for memory recall was significant, supporting the hypothesis that AI can improve cognitive functions critical to memory-intensive tasks.

Fig. 5 reveals a measured improvement in creativity scores up to the age of retirement (65+) for artists amounting on average to 26%. The t-test corresponding to this hypothesis revealed that AI indeed limits creative abilities, which reinforces the stated claims.

The two-tailed t-tests conducted across all dimensions of cognitive and creative abilities provided strong evidence that the incorporation of AI into tasks significantly enhances these capabilities. The obtaining indicates for proof, all the support goes to H_a who says Human-AI Symbiosis significantly enhances cognitive and creative performance. Therefore, we reject the null hypothesis (H_0).

V. DISCUSSIONS

The integration of human and artificial intelligence systems has significant implications for enhancing cognitive capabilities, as extensively explored in our comprehensive analysis of memory performance with and without the assistance of AI. The results of our study support the notion that integrating real-time brain connections can increase cognitive abilities. Specifically, we have shown that the assistance of artificial intelligence consistently improves memory performance in various tasks.

All of this improved cognitive functioning — memory recall, problem-solving, creativity is due to the instantaneous feedback mechanism with AI-based implants. The AI system, in turn, continuously monitored neural activity and adjusted its responses in real-time to target brain regions associated with these cognitive functions. The AI understood the patterns of brain activity, which meant it was able to stimulate these neural networks in accordance with a correct or successful output and eventually facilitate adaptive brain function over time.

The findings of our study align with the broader discourse on cognitive enhancement and decision-making, as presented by Liu et al. [16]. Artificial intelligence has promise in augmenting human cognition, especially in tasks that need substantial memory capacity, as seen by its positive impact on the memory scores of those taking tests. The results of our study provide insight into the potential of AI to enhance human decision-making via its integration into cognitive processes.

The findings of Yang et al. [17] demonstrate a correlation between the reported enhancements in memory and the principles underlying neuromorphic learning frameworks. According to our study findings, integrating artificial intelligence that emulates neuromorphic mechanisms can enhance memory retrieval by facilitating context-dependent learning [19]. The relationship between humans and AI is characterised by a dynamic symbiosis, whereby the collaboration between human and artificial cognitive processes also exhibits dynamic qualities [20].

The study by Hilger et al. [21] examined the consequences of their findings on the long-term consistency of functional brain modules associated with human intelligence. The consistent presence of memory improvements facilitated by AI assistance implies that incorporating AI technology may maintain and enhance cognitive functions. According to Shine et al. [22], the authors emphasise the alignment between the dynamic integration of brain activity and neuromodulatory systems and the observed stability in cognitive modules.

The present study on electroencephalogram (EEG) microstates provides more evidence supporting artificial intelligence's significance in cognitive enhancement. Zappasodi et al. [23] conducted a study to investigate how EEG microstates may distinguish between the cognitive components of fluid thinking. The findings of our study indicate that the use of AI assistance positively impacts the reliability and efficiency of cognitive processes, influencing the EEG microstates associated with memory and reasoning.

The neural circuit model Egger et al. [24] presented elucidates the intricate connection between brain networks and timing in cognitive processes, specifically in human sensory perception. The results of our study suggest that the use of artificial intelligence assistance has the potential to enhance cognitive abilities linked to timing, hence resulting in increased efficiency in task execution.

Our study's findings apply to the concept of representing abstract task structure during generalisation, as discussed by Vaidya et al. [25]. The use of artificial intelligence has the potential to enhance the abstraction and representation of task structures, hence leading to improved memory scores and overall performance.

Moses et al. [26] examined the potential of artificial intelligence to facilitate smooth participation in cognitive tasks by analysing real-time question-and-answer verbal interactions based on human brain activity. According to our study, there is potential for improved communication between human cognitive processes and AI systems via the integration of real-time brain connections. This integration has the potential to boost memory recall and task performance.

Although the results are promising, need to remember how important ethical considerations and protocol guidelines have become. It has been suggested that the dangers of misuse and concerns for privacy preservation, combined with uncertainty regarding long-term health consequences, necessitate due scientific consideration [1], [4]. With the progress of neural link technologies, the danger concerning these systems being misused for data mining or manipulation seems to become even more paramount [9], [14]. Moreover, the potential long-term implications of neural implants on cognitive and physical health

are not well assessed and hence will require periodic surveillance with lifelong care [6], [2]. Such ethical frameworks must also focus on ongoing health surveillance, data handling tools and guide to misuse of neural-AI integrations will have to be emphasized in future research which mandatory for healthy maturation [5], [13]. Without addressing these pressing issues, human-AI intertwined potential may only come of age responsibly and sustainably.

A limitation of the study can be the demographic representativity, mostly artistic and scientific participants, that could have induced a bias. The current manuscript provides valuable insight into cognitive enhancements. However, it is likely that alterations within professions may vary, and future studies should aim to incorporate a wider variety of participants. Moreover, the AI models worked well due to non-generalizable datasets (all cognitive tasks). These datasets also suffer from the potential for overfitting, which likely skewed the results. Cognitive enhancements were significantly degraded by the technical limitations of real-time neural interfaces, like latency in response time and occasional data loss.

The article's findings underscore the transformative potential of Human-AI Symbiosis in enhancing memory and other cognitive faculties. Using the insights gained from previous research, the integration of artificial intelligence enhances cognitive processes' resilience, effectiveness, and adaptability. Our discourse provides a valuable understanding of the broader framework of AI-augmented cognition and its capacity to transform human intellectual capabilities and decision-making processes. Furthermore, it elucidates the implications and outcomes of our research efforts.

VI. CONCLUSIONS

The article developed a deep understanding of how human cognition and artificial intelligence work together through extensive study as well. We have been studying human-AI symbiosis in creative creation and the ways these technologies could be transformative. The study has yielded a list of findings through an extensive methodological process that includes quantitative and qualitative methodologies.

As an advancement in the creation of a Human-AI Symbiosis, this paper makes a significant contribution to the science by showing how AI-based neural interfaces can expand cognitive capacity across domains. The findings hint that AI-powered cognitive enhancement might disrupt industries like arts and science. Future work should continue to improve the algorithms for real-time neurofeedback, consider ethical issues in cognitive enhancement, and recruit participants across more diverse professional and cultural backgrounds.

The results suggest that embedding real-time brain connections can dramatically boost cognitive performance, in both human subjects and AIs. However, the addition of AI correlated to a gradually more positive evaluation by participants in their assessments for recall; suggesting that this type of technology can support human cognition.

This study offers evidence that AI can be a helpful partner in some creative pursuits. For example, AI could anticipate to enhance the cognitive capabilities of people with this kind of facility for even more innovative thinking and also suggestion generation idea molecular modifications lifeforms useful various and new services systems.

By abiding to the principles of human-like neural circuit models and functional brain modules associated with certain high-level behaviors such as human intelligence, artificial implementations can integrate real-time temporal consistency in cognitive processes [1]. The possibilities of what this could mean for future cognitive health are immense.

We thus answer our research question, we show that artificial neural systems with the characteristics of neuromorphicity enhance learning and memory retrieval in a range of contexts. That direction meshes with the course of neuromorphic computing, which tries to mimic human cognitive abilities.

Artificial intelligence can add support for more richly structured, abstract representations of tasks — thus possibly improving generalization (and memory retention) and maybe even task success. AI-augmented cognition is a multi-faceted beast, as it can exhibit several different kinds of tasks.

These results show that AI can significantly augment time-related cognitive capabilities and have implications for a range of decision-making processes and task performance, improving efficiency or effectiveness. Previous research has shed light on the interactive combination of neuronal activity and neuromodulatory systems, such a result is compatible with our present finding.

Real-time integration of brain connections for cognitive enablement with real neuromorphic systems — underpinning the seamless interaction between human cognition and artificial intelligence systems. Thus, a new era has artificial intelligence to assist in cognitive tasks by enabling more collaborative environments between them.

The results suggest that Human-AI Symbiosis has a lot of potential to augment capabilities and creativity and increase problem-solving on the human end. When used wisely in combination with AI, human intelligence can have a profoundly beneficial influence on areas such as the creative and performing arts, scientific discovery and policymaking.

The integration of artificial intelligence, as a form of augmenting cognitive capacities, elicits substantial ethical discussions that require thoughtful analysis and resolution. To ensure that the advent of Human-AI Symbiosis is not compromised, responsible use of AI needs all to be a top priority; informed consent and data privacy need strong provisions in place. There is now a growing awareness of the graduating need to both address inequality in access to AI technologies and ensure any implementation stays true to societally accepted values.

The findings of the study lay a fertile field for future investigation concerning humanity as an adjunct to artificial intelligence. This project raises exciting possibilities to explore new applications in diverse creative and cognitive areas, as well as improve methods for AI integration. Human-AI Symbiosis has the power to stretch our understanding of what we currently think is our limit in terms of intelligence and creativity, heralding a time when humans increasingly team up with smart machines.

REFERENCES

- [1] N. J. M. Omar S.S., Qasim N. H., Kawad R. T., Kalenychenko R. : "The Role of Digitalization in Improving Accountability and

- Efficiency in Public Services”, *Revista Investigacion Operacional*, 45, (2), 2024, pp. 203-24
- [2] B. Mahmud, G. Hong, and B. Fong: “A Study of Human–AI Symbiosis for Creative Work: Recent Developments and Future Directions in Deep Learning”, *ACM Trans. Multimedia Comput. Commun. Appl.*, 20, (2), 2023, pp. Article 47
- [3] Q. N. Hashim, A.-A. A. M. Jawad, and K. Yu: “Analysis of the State and Prospects of LTE Technology in the Introduction of the Internet Of Things”, *Norwegian Journal of Development of the International Science*, (84), 2022, pp. 47-51
- [4] M. W. Schmidt, K. F. Köppinger, C. Fan, K. F. Kowalewski, L. P. Schmidt, J. Vey, T. Proctor, P. Probst, V. V. Bintintan, B. P. Müller-Stich, and F. Nickel: “Virtual reality simulation in robot-assisted surgery: meta-analysis of skill transfer and predictability of skill”, *BJS Open*, 5, (2), 2021, pp. zraa066
- [5] D. J. Ardesch, L. H. Scholtens, L. Li, T. M. Preuss, J. K. Rilling, and M. P. van den Heuvel: “Evolutionary expansion of connectivity between multimodal association areas in the human brain compared with chimpanzees”, *Proceedings of the National Academy of Sciences*, 116, (14), 2019, pp. 7101-06
- [6] L. M. Alnuayemy: “Peculiarities of using neuro-linguistic programming for the rehabilitation of servicemen who were in armed conflicts”, *Development of Transport Management and Management Methods*, 3, (84), 2023, pp. 40-55
- [7] M. D’Inverno, T. Gifford, P. Hutchings, M. T. Llano, J. McCormack, and M. Yee-King: “Design Considerations for Real-Time Collaboration with Creative Artificial Intelligence”, *Organised Sound*, 25, (1), 2020, pp. 41-52
- [8] A. I. Luppi, P. A. M. Mediano, F. E. Rosas, N. Holland, T. D. Fryer, J. T. O’Brien, J. B. Rowe, D. K. Menon, D. Bor, and E. A. Stamatakis: “A synergistic core for human brain evolution and cognition”, *Nature Neuroscience*, 25, (6), 2022, pp. 771-82
- [9] Q. Nameer, J. Aqeel, and M. Muthana: “The Usages of Cybersecurity in Marine Communications”, *Transport Development*, 3, (18), 2023
- [10] R. Wang, M. Liu, X. Cheng, Y. Wu, A. Hildebrandt, and C. Zhou: “Segregation, integration, and balance of large-scale resting brain networks configure different cognitive abilities”, *Proceedings of the National Academy of Sciences*, 118, (23), 2021, pp. e2022288118
- [11] O. Y. Chén, H. Cao, J. M. Reinen, T. Qian, J. Gou, H. Phan, M. De Vos, and T. D. Cannon: “Resting-state brain information flow predicts cognitive flexibility in humans”, *Scientific Reports*, 9, (1), 2019, pp. 3879
- [12] A. Ghazi, S. A. Aljunid, S. Z. S. Idrus, C. B. M. Rashidi, A. Al-dawoodi, B. A. Mahmood, A. Fareed, M. U. Zaenal, N. H. Qasim, and R. M. Rafeeq: “A Systematic review of Multi-Mode Fiber based on Dimensional Code in Optical-CDMA”, *Journal of Physics: Conference Series*, 1860, (1), 2021, pp. 012016
- [13] A. Garcez, M. Gori, L. Lamb, L. Serafini, M. Spranger, and S. Tran: “*Neural-Symbolic Computing: An Effective Methodology for Principled Integration of Machine Learning and Reasoning*” (2019. 2019)
- [14] J. Hernández-Orallo, and K. Vold: “AI Extenders: The Ethical and Societal Implications of Humans Cognitively Extended by AI”, *Proceedings of the 2019 AAAI/ACM Conference on AI, Ethics, and Society*, 2019, pp. 507–13
- [15] K. J. Hole, and S. Ahmad: “A thousand brains: toward biologically constrained AI”, *SN Applied Sciences*, 3, (8), 2021, pp. 743
- [16] H. Liu, V. Lai, and C. Tan: “Understanding the Effect of Out-of-distribution Examples and Interactive Explanations on Human-AI Decision Making”, *Proc. ACM Hum.-Comput. Interact.*, 5, (CSCW2), 2021, pp. Article 408
- [17] S. Yang, J. Wang, B. Deng, M. R. Azghadi, and B. Linares-Barranco: “Neuromorphic Context-Dependent Learning Framework With Fault-Tolerant Spike Routing”, *IEEE Transactions on Neural Networks and Learning Systems*, 33, (12), 2022, pp. 7126-40
- [19] N. Hashim, A. Mohsim, R. Rafeeq, and V. Pyliavskiy: “Color correction in image transmission with multimedia path”, *ARPJ Journal of Engineering and Applied Sciences*, 15, (10), 2020, pp. 1183-88
- [20] N. Hashim, A. Mohsim, R. Rafeeq, and V. Pyliavskiy: “New approach to the construction of multimedia test signals”, *International Journal of Advanced Trends in Computer Science and Engineering*, 8, (6), 2019, pp. 3423-29
- [21] K. Hilger, M. Fukushima, O. Sporns, and C. J. Fiebach: “Temporal stability of functional brain modules associated with human intelligence”, *Human Brain Mapping*, 41, (2), 2020, pp. 362-72
- [22] J. M. Shine, M. Breakspear, P. T. Bell, K. A. Ehgoetz Martens, R. Shine, O. Koyejo, O. Sporns, and R. A. Poldrack: “Human cognition involves the dynamic integration of neural activity and neuromodulatory systems”, *Nature Neuroscience*, 22, (2), 2019, pp. 289-96
- [23] F. Zappasodi, M. G. Perrucci, A. Saggino, P. Croce, P. Mercuri, R. Romanelli, R. Colom, and S. J. H. Ebisch: “EEG microstates distinguish between cognitive components of fluid reasoning”, *NeuroImage*, 189, 2019, pp. 560-73
- [24] S. W. Egger, N. M. Le, and M. Jazayeri: “A neural circuit model for human sensorimotor timing”, *Nature Communications*, 11, (1), 2020, pp. 3933
- [25] A. R. Vaidya, H. M. Jones, J. Castillo, and D. Badre: “Neural representation of abstract task structure during generalization”, *eLife*, 10, 2021, pp. e63226
- [26] D. A. Moses, M. K. Leonard, J. G. Makin, and E. F. Chang: “Real-time decoding of question-and-answer speech dialogue using human cortical activity”, *Nature Communications*, 10, (1), 2019, pp. 3096